

Risk Profile Description

This portfolio is likely to contain lower, medium and higher risk investments, including cash, government bonds, UK corporate bonds and other higher-income types of global bonds as well as UK commercial property. It will also be expected to contain some higher-risk investments such as shares, but held mainly in UK and other developed markets, and a small amount in other higher-risk investments such as shares in emerging markets.

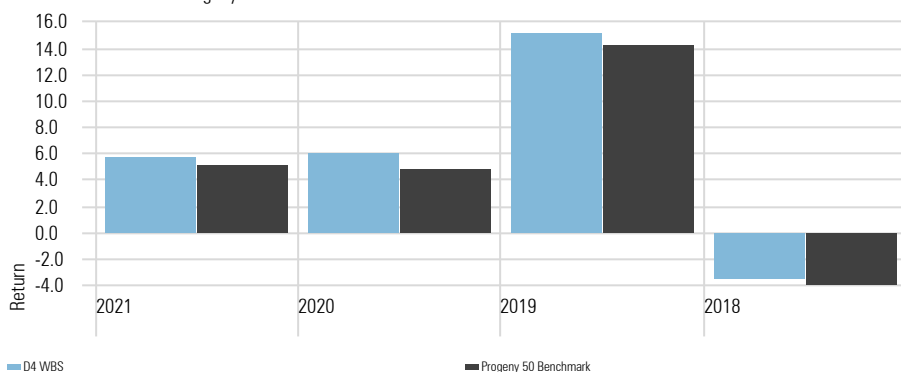
Cumulative D4 WBS returns of £100k invested

Time Period: Since Common Inception (02/07/2016) to 30/09/2021



Calendar Year Returns

Calculation Benchmark: Progeny 50 Benchmark



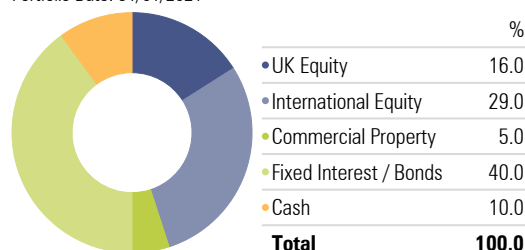
D4 WBS- Portfolio Information

Yield	1.52%
OCF	0.41%
Transaction Charge	0.07%
Investment Management Fee	0.60% + VAT
Rebalance	Quarterly
Benchmark	Progeny 50 Benchmark*

*Constructed from MSCI and ICE BofA indices

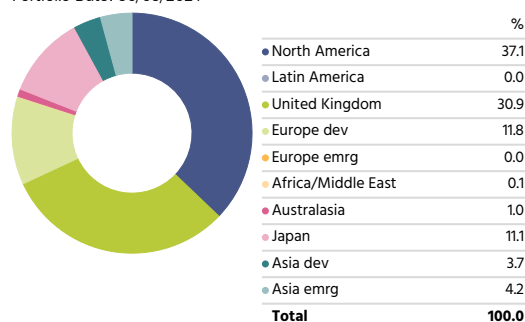
Asset Allocation - D4 WBS

Portfolio Date: 31/01/2021



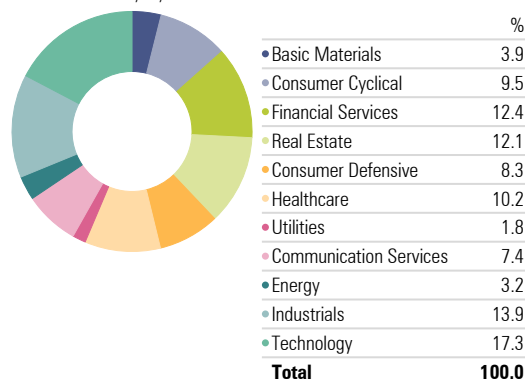
Equity Regional Exposure - D4 WBS

Portfolio Date: 30/09/2021



Equity Sectors (Morningstar) - D4 WBS

Portfolio Date: 30/09/2021



D4 WBS Performance Metrics	Portfolio	Bmark
Max Drawdown	-17.51	-18.38
Best Month %	6.56	6.14
Worst Month %	-8.13	-8.30
Best Quarter	11.53	8.60
Worst Quarter %	-10.63	-11.45

Portfolio Comments

September saw modest declines in global growth assets. The market continues to be focussed on the words of the Federal Reserve Chairman, Jerome Powell, who, at the Federal Open Market Committee meeting, decided to hold off announcing when the US central bank will reduce its bond purchases or tapering. Although Powell referred to the current economic uncertainties, he did suggest tapering 'may soon be warranted'.

In the UK, the Bank of England said it was starting to see the case for higher interest rates as it increased its forecast for inflation at the end of year to over 4%, which is more than twice the target. The market is now pricing in a likely first interest rate rise, by February next year, although any economic slowdown might hinder this. The impact of the governments job furlough programme finally coming to an end, will be a key consideration in any decision.

Japan bucked the global growth asset trend and was the only major market to make positive ground, and this was on the back of an unpopular Prime Minister Suga, stepping down on the 3rd of September. Elsewhere we saw declines in the US and European markets. Basic materials, Communications and Utilities were sectors that were hardest hit. Energy bucked the trend as Europe braces for a winter energy crunch, amid soaring energy prices.

Over the third quarter, the areas that have given the best returns were from growth and developed market equities. The poorest factor performers included Small-cap and Value. Emerging Markets also underperformed.

Turning to defensive assets, the Bloomberg Barclays Global Aggregate index, decreased by 0.3%. The best returns over the quarter were from the US and Euro High Yield space, with global index-linked the largest detractor.

Composite Benchmark Disclaimer

Source: MSCI. The MSCI information may only be used for your internal use, may not be reproduced or disseminated in any form and may not be used as a basis for or a component of any financial instruments or products or indices. None of the MSCI information is intended to constitute investment advice or a recommendation to make (or refrain from making) any kind of investment decision and may not be relied on as such. Historical data and analysis should not be taken as an indication or guarantee of any future performance analysis, forecast or prediction. The MSCI information is provided on an "as is" basis and the user of this information assumes the entire risk of any use made of this information. MSCI, each of its affiliates and each other person involved in or related to compiling, computing or creating any MSCI information (collectively, the "MSCI Parties") expressly disclaims all warranties (including, without limitation, any warranties of originality, accuracy, completeness, timeliness, non-infringement, merchantability and fitness for a particular purpose) with respect to this information. Without limiting any of the foregoing, in no event shall any MSCI Party have any liability for any direct, indirect, special, incidental, punitive, consequential (including, without limitation, lost profits) or any other damages.

Source ICE Data Indices, LLC is used with permission. ICE® is a registered trade mark of ICE Data Indices, LLC or its affiliates and BofA® is a registered trademark of Bank of America Corporation licensed by Bank of America Corporation and its affiliates and may not be used without BofA's prior written approval. The index data referenced herein is the property of ICE Data Indices, LLC, its affiliates ("ICE Data")and/or its third party suppliers and along with the ICE BofA trademarks, has been licensed for use by Progeny. ICE Data and its Third Party Suppliers accept no liability in connection with the use of such index data or marks. See prospectus for a full copy of the Disclaimer.

The information contained within this document is subject to the UK regulatory regime and is therefore primarily targeted at consumers based in the UK. The value of investments and income from them is not guaranteed, can fall, and you may get back less than you invested. Your capital is therefore always at risk. Past performance is not a guide to future performance. If you invest in currencies other than your own, fluctuations in currency value will mean that the value of your investment will move independently of the underlying asset. Any specific investments mentioned are for illustrative purposes only and this is not intended as investment advice. If you are unsure as to the suitability of any investment or service, please contact a professional adviser or Progeny Asset Management to discuss. The data in the performance metrics table is based on historical performance and is not indicative of future performance which could be better or worse than what is shown.

Progeny is a trading style of Progeny Asset Management Limited and is used by various companies within the Progeny group of companies. Progeny Asset Management Limited is a limited company registered in England and Wales with number 09415365. The company's registered address is 1A Tower Square, Leeds, LS1 4DL. Progeny Asset Management Limited is authorised and regulated by the Financial Conduct Authority (No. 740528).

D4 WBS - Holdings

Holdings	Equity Style Box	Portfolio Weighting %
CASH		10.00
iShares £ Index-Lnkd Gilts ETF GBP Dist		8.00
FTF Franklin UK Rising Dividends W Acc		7.00
Liontrust Special Situations I Inc		7.00
HSBC American Index C Inc		6.50
Artemis Corporate Bond I Acc GBP		6.00
Rathbone Ethical Bond I Inc		6.00
Vanguard U.S. Eq Idx £ Inc		5.50
Allianz Continental European S Acc		5.00
AXA Framlington Japan Z Inc		5.00
iShares Glb Prpty Secs Eq Idx (UK) D Inc		5.00
iShares Overseas Corp Bd Idx (UK) D Acc		5.00
Royal London Sterling Credit M Inc		5.00
Vanguard Glb Bd Idx £ H Dist		5.00
Vanguard UK Gilt UCITS ETF		5.00
T. Rowe Price US Smlr Cm Eq CAccGBP		3.00
FSSA Asia Focus B GBP Acc		2.00
Invesco Asian UK Z Inc		2.00
JOHCM UK Equity Income Y GBP Acc		2.00

Morningstar Style Box - D4 WBS

Portfolio Date: 30/09/2021

Morningstar Equity Style Box™			Market Cap	%
	Value	Blend	Growth	
Large				Market Cap Giant % 28.0
				Market Cap Large % 27.5
Mid				Market Cap Mid % 30.5
Small				Market Cap Small % 12.2
				Market Cap Micro % 1.8

Leeds

1A Tower Square, Leeds, LS1 4DL
Tel: +44 113 467 1596

London

Egyptian House, 170-173 Piccadilly, London, W1J 9EJ
Tel: +44 20 3284 5071