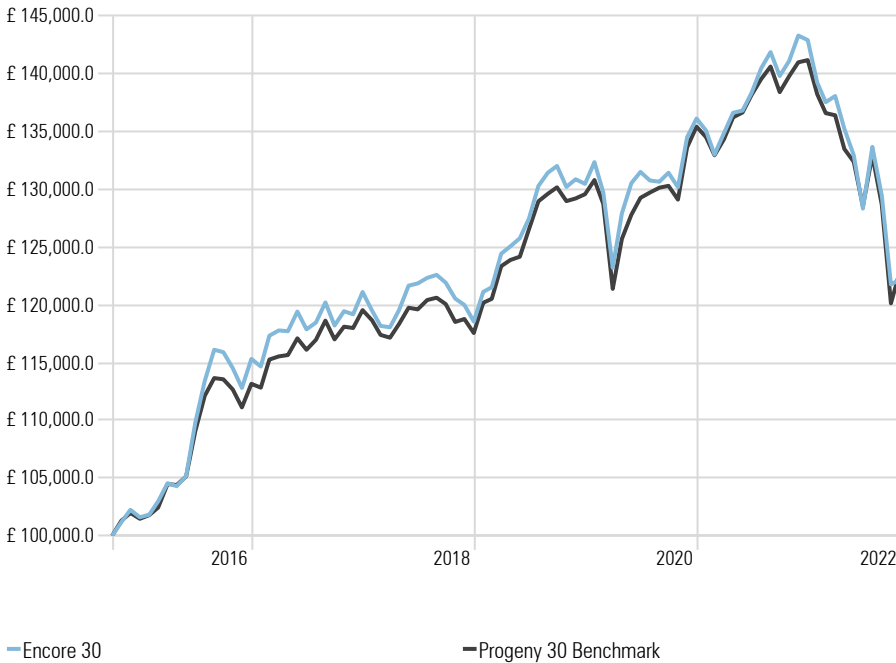


### Risk Profile Description

This portfolio is likely to contain lower, medium and higher risk investments, including cash, government bonds, UK corporate bonds and other higher-income types of global bonds as well as UK commercial property. It will also be expected to contain some higher-risk investments such as shares, but held mainly in UK and other developed markets, and a small amount in other higher-risk investments such as shares in emerging markets.

### Cumulative Encore 30 returns of £100k invested

Time Period: 01/10/2015 to 31/10/2022

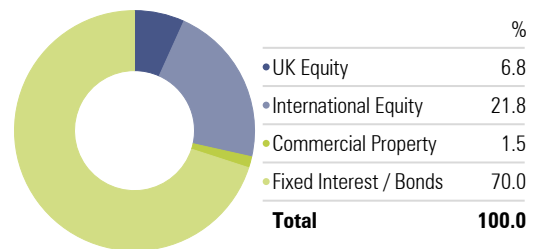


### Encore 30 - Portfolio Information

Yield	1.82%
OCF	0.11%
Transaction Charge	0.00%
Investment Management Fee	0.10% + VAT
Rebalance	Quarterly
Benchmark	Progeny 30 Benchmark*

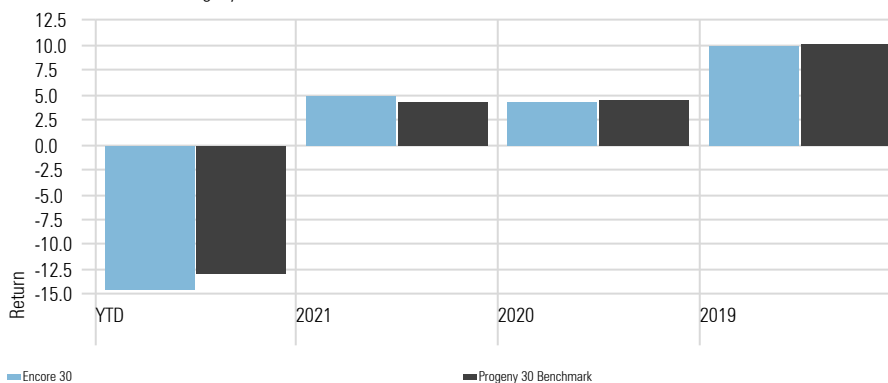
\*Constructed from MSCI and ICE BofA indices

### Asset Allocation - Encore 30



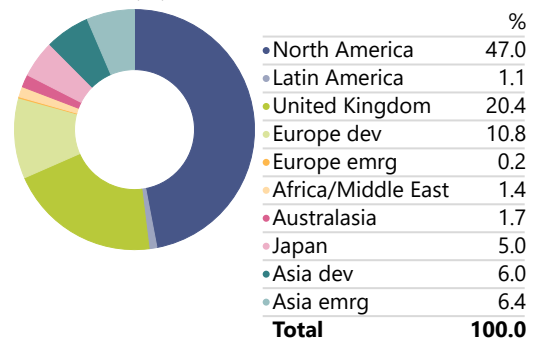
### Calendar Year Returns

Calculation Benchmark: Progeny 30 Benchmark



### Equity Regional Exposure - Encore 30

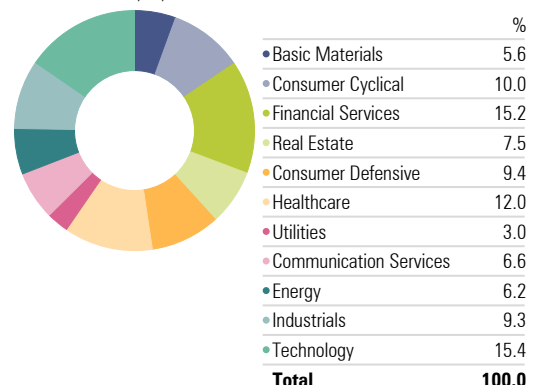
Portfolio Date: 31/10/2022



Encore 30 Performance Metrics	Portfolio	Bmark
Max Drawdown	-19.97	-17.42
Best Month %	4.17	3.56
Worst Month %	-5.94	-6.64
Best Quarter	6.74	6.50
Worst Quarter %	-7.06	-6.55

### Equity Sectors (Morningstar) - Encore 30

Portfolio Date: 31/10/2022



## Portfolio Comments

October was another eventful month for global financial markets. In the UK this was dominated by political uncertainty, which has added to the recent noise impacting stock markets. However, in broad terms, it was a positive month for growth assets despite the volatility.

Starting with the UK political landscape, Liz Truss resigned and lasted just 45 days as Prime Minister. She has been replaced by Rishi Sunak, who makes history as the UK's first British Asian PM and is just 42 years old. Financial markets welcomed the news with sterling gaining ground and 10-year UK government bond yields falling below 4%. This indicated investors are optimistic that the appointment of Sunak will provide some solidity for markets and help reinstate credibility to economic policymaking.

However, the new PM has warned the country still faces economic challenges and has cautioned of spending cuts. Importantly, financial markets will be looking for re-assurance on how the government plans to fund the £40bn hole in the public finances.

In economic news, the European Central Bank has just announced a 75-basis-point interest rate hike — its third consecutive uplift this year — while also scaling back support for European banks, on the back of rising inflation.

In the US, the Fed funds rate is currently targeted between 3%-3.25%, but Federal Open Market Committee policymakers have intimated that additional hikes will be needed, with U.S. inflation still running at an annual 8.2% in September, with UK inflation hitting 10.1%. This means further interest rate pressure in the near term.

On the corporate front, in the US, Google, Amazon and Microsoft earnings disappointed and this ends a period of increasing growth during the coronavirus epidemic and puts paid to hopes that they would withstand the challenges of inflation and deteriorating growth that are hitting the wider global and US economy. However, these results may strengthen claims that the Fed may soon start decreasing the magnitude of its rate hikes.

Turning to factor performance, momentum and value were some of the best performers over the month, with growth and quality continuing to struggle.

Moving to defensive assets, the UK 10-year gilt had another volatile month, continuing the dysfunctional pricing we have seen in recent weeks. Yields have seesawed between 4.4% to around 3.5% towards month end. The wider bond markets, however, lost ground once again as markets try to find a peak in this current bout of interest rate hikes.

Looking ahead into the rest of Q4, political and economic uncertainty in the UK may add to the current challenges and should we see recession bite this year, then growth assets may remain under pressure. However, historically as investors de-risk this means bonds become more favourable and explains why we continue to focus on owning well diversified portfolios.

## Composite Benchmark Disclaimer

Source: MSCI. The MSCI information may only be used for your internal use, may not be reproduced or disseminated in any form and may not be used as a basis for or a component of any financial instruments or products or indices. None of the MSCI information is intended to constitute investment advice or a recommendation to make (or refrain from making) any kind of investment decision and may not be relied on as such. Historical data and analysis should not be taken as an indication or guarantee of any future performance analysis, forecast or prediction. The MSCI information is provided on an "as is" basis and the user of this information assumes the entire risk of any use made of this information. MSCI, each of its affiliates and each other person involved in or related to compiling, computing or creating any MSCI information (collectively, the "MSCI Parties") expressly disclaims all warranties (including, without limitation, any warranties of originality, accuracy, completeness, timeliness, non-infringement, merchantability and fitness for a particular purpose) with respect to this information. Without limiting any of the foregoing, in no event shall any MSCI Party have any liability for any direct, indirect, special, incidental, punitive, consequential (including, without limitation, lost profits) or any other damages.

Source ICE Data Indices, LLC is used with permission. ICE® is a registered trade mark of ICE Data Indices, LLC or its affiliates and BofA® is a registered trademark of Bank of America Corporation licensed by Bank of America Corporation and its affiliates and may not be used without BofA's prior written approval. The index data referenced herein is the property of ICE Data Indices, LLC, its affiliates ("ICE Data") and/or its third party suppliers and along with the ICE BofA trademarks, has been licensed for use by Progeny. ICE Data and its Third Party Suppliers accept no liability in connection with the use of such index data or marks. See prospectus for a full copy of the Disclaimer.

The information contained within this document is subject to the UK regulatory regime and is therefore primarily targeted at consumers based in the UK. The value of investments and income from them is not guaranteed, can fall, and you may get back less than you invested. Your capital is therefore always at risk. Past performance is not a guide to future performance. If you invest in currencies other than your own, fluctuations in currency value will mean that the value of your investment will move independently of the underlying asset. Any specific investments mentioned are for illustrative purposes only and this is not intended as investment advice. If you are unsure as to the suitability of any investment or service, please contact a professional adviser or Progeny Asset Management to discuss. The data in the performance metrics table is based on historical performance and is not indicative of future performance which could be better or worse than what is shown. Performance is calculated by reference to historic Dynamic Planner asset allocations and back tested using the current methodology using data from Morningstar.

Progeny is a trading style of Progeny Asset Management Limited and is used by various companies within the Progeny group of companies. Progeny Asset Management Limited is a limited company registered in England and Wales with number 09415365. The company's registered address is 1A Tower Square, Leeds, LS1 4DL. Progeny Asset Management Limited is authorised and regulated by the Financial Conduct Authority (No. 740528).

Leeds  
1A Tower Square, Leeds, LS1 4DL  
Tel: +44 113 467 1596

London  
Egyptian House, 170-173 Piccadilly, London, W1J 9EJ  
Tel: +44 20 3284 5071

## Encore 30 - Holdings

Holdings	Equity Style Box	Portfolio Weighting %
Vanguard Glb Bd Idx £ H Acc		18.20
abrdn Global Corporate Bond Trckr N Acc		18.14
Vanguard UK Infl-Lnkd Gilt Idx £ Acc		13.29
L&G All Stocks Gilt Index C Acc		10.67
Fidelity Idx Sterling Corp Bd P GBP Acc		9.32
Vanguard FTSE UK All Shr Idx Unit Tr£Acc		6.97
Vanguard U.S. Eq Idx £ Acc		6.53
HSBC American Index C Acc		6.40
Fidelity Index Emerging Markets P Acc		3.36

## Morningstar Style Box - Encore 30

Portfolio Date: 31/10/2022

Morningstar Equity Style Box™			Market Cap	%
	Value	Blend	Growth	
Large			Market Cap Giant %	43.8
			Market Cap Large %	33.1
Mid			Market Cap Mid %	18.8
			Market Cap Small %	3.4
Small			Market Cap Micro %	0.8

Leeds  
1A Tower Square, Leeds, LS1 4DL  
Tel: +44 113 467 1596

London  
Egyptian House, 170-173 Piccadilly, London, W1J 9EJ  
Tel: +44 20 3284 5071