

Risk Profile Description

This portfolio is likely to contain lower, medium and higher risk investments, including cash, government bonds, UK corporate bonds and other higher-income types of global bonds as well as UK commercial property. It will also be expected to contain some higher-risk investments such as shares, but held mainly in UK and other developed markets, and a small amount in other higher-risk investments such as shares in emerging markets.

Cumulative Encore 40 returns of £100k invested

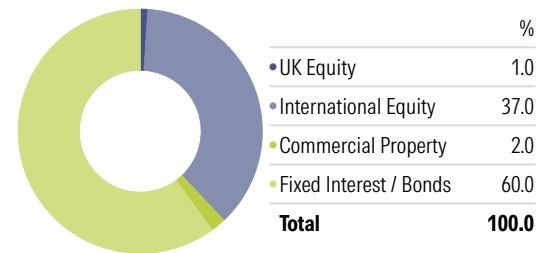
Time Period: 01/05/2015 to 31/03/2026



Encore 40 - Portfolio Information

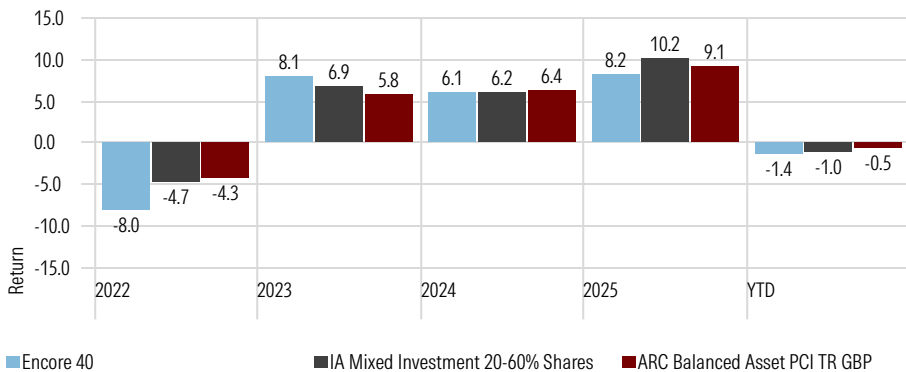
Yield	2.68%
OCF	0.10%
Transaction Charge	0.03%
Investment Management Fee	0.10%
Rebalance	Quarterly
Benchmarks	IA Mixed Investment 20-60% Shares ARC Balanced Asset PCI TR GBP

Asset Allocation - Encore 40

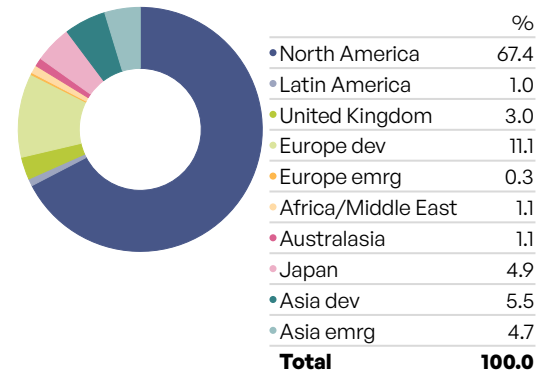


Calendar Year Returns

Calculation Benchmark: IA Mixed Investment 20-60% Shares



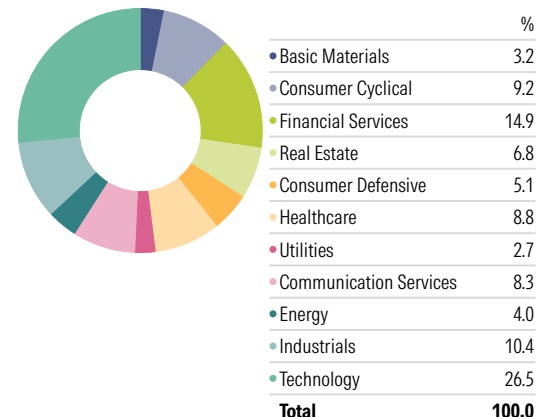
Equity Regional Exposure - Encore 40



Display Benchmark 1: IA Mixed Investment 20-60% Shares Display Benchmark 2: ARC Balanced Asset PCI TR GBP

Encore 40 Performance Metrics	Portfolio	Benchmark (IA)	Benchmark (ARC)
Max Drawdown	-18.69	-18.13	-11.13
Best Month %	4.43	5.86	4.94
Worst Month %	-6.14	-10.09	-7.24
Best Quarter	8.03	10.13	9.43
Worst Quarter %	-7.61	-13.02	-11.01

Equity Sectors (Morningstar) - Encore 40



Portfolio Comments

Geopolitical shock and energy market repricing

The first quarter of 2026 was dominated by a sharp escalation in geopolitical risk following the rapid deterioration of relations between the US, Israel and Iran. Joint US–Israel strikes in late February prompted broad regional retaliation and Iran’s subsequent closure of the Strait of Hormuz, a route responsible for transporting around one fifth of global oil supply. Maritime traffic through the strait collapsed as vessels were rerouted away from high-risk areas, triggering a severe supply shock and a sharp rise in geopolitical risk premia.

Energy markets repriced rapidly. Global oil prices rose by around 60% in March, surpassing \$100 per barrel and marking the largest monthly increase on record, exceeding the peak seen during the 1990 Gulf War. The surge had immediate consequences for inflation expectations, particularly in energy-importing regions such as Europe and parts of Asia. Renewed inflationary pressure has reinforced stagflation concerns, which we expect to remain a dominant theme through much of 2026.

A tale of two halves for markets

Despite these developments, the quarter was characterised by two contrasting phases. It began with optimism around economic resilience, the prospect of easier monetary policy and continued momentum in artificial intelligence. Over the full quarter, equity market performance was mixed: the UK rose 3.42%, Japan gained 2.03%, while US equities declined 4.42%.

Conditions deteriorated sharply in March. Volatility surged as investors reassessed risk, with the VIX Index rising more than 70% year-to-date and approaching 30 by mid-March. Selling pressure extended across asset classes, with equities, bonds and even gold declining together as markets adjusted to higher inflation expectations and rapidly rising energy prices.

Regional divergence was pronounced. While global markets declined overall, the UK proved relatively resilient, falling 6.18% compared with steeper declines across Europe and Japan. Energy-intensive economies were particularly exposed, with South Korea falling nearly 20% in March alone.

Economic outlook and defensive assets

Rising oil prices have complicated the global policy backdrop at a sensitive point in the monetary cycle. Central banks have adopted a more cautious tone, concerned that energy-driven inflation could feed into broader price pressures. Higher transport and input costs risk keeping inflation elevated even as growth softens, increasing the likelihood that interest rates remain higher for longer. Increased defence spending also added upward pressure to long-term bond yields.

Bond markets faced a challenging environment. While fixed income continued to offer some diversification, protection was limited amid heightened volatility. UK 10-year gilt yields surged to 5.05% by late March, their highest level since 2008.

Implications for portfolio strategy

The events of Q1 reinforced the importance of Progeny’s long-standing investment principles. Geopolitical shocks are unpredictable but inevitable, and narrow market leadership can unwind rapidly. Maintaining diversification across geographies, sectors and factors remains essential.

Our approach continues to emphasise diversified defensive assets, long-term discipline and active rebalancing during periods of uncertainty. While volatility is uncomfortable, it is a natural feature of markets and periods such as these underline the enduring value of diversification, discipline and perspective.

Benchmark Disclaimers

The IA (Investment Association) sector is used as the comparator. This is considered appropriate for investors to use when comparing performance as the sector is made up of funds with a similar asset allocation as defined by the IA. The sector is not constructed as an index, therefore as funds enter or leave, the sector composition can change, but it is considered that the sector remains a useful and relevant comparator for investors to assess performance within a relevant peer group.

ARC Private Client Indices (“PCI”) are based on historical information and past performance is not indicative of future performance. PCI are computed using a complex calculation and the results are provided for information purposes only and are not necessarily an indicator of suitability for your specific investment or other requirements. ARC does not guarantee the performance of any investment or portfolio or the return of an investor’s capital or any specific rate of return. ARC accepts no liability for any investment decision made on the basis of the information contained in this report. You should always complete your own analysis and/or seek appropriate professional advice before entering into an agreement with any PCI Data Contributor. The content is the property of ARC or its licensors and is protected by copyright and other intellectual property laws. Use of the information herein is governed by strict Conditions of Use as detailed on <https://www.assetrisk.com/research/>.

The information contained within this document is subject to the UK regulatory regime and is therefore primarily targeted at consumers based in the UK. The value of investments and income from them is not guaranteed, can fall, and you may get back less than you invested. Your capital is therefore always at risk. Past performance is not a guide to future performance. If you invest in currencies other than your own, fluctuations in currency value will mean that the value of your investment will move independently of the underlying asset. Any specific investments mentioned are for illustrative purposes only and this is not intended as investment advice. If you are unsure as to the suitability of any investment or service, please contact a professional adviser or Progeny Asset Management to discuss. The data in the performance metrics table is based on historical performance and is not indicative of future performance which could be better or worse than what is shown.

Progeny is a trading style of Progeny Asset Management Limited and is used by various companies within the Progeny group of companies. Progeny Asset Management Limited is a limited company registered in England and Wales with number 09415365. The company’s registered address is 1A Tower Square, Leeds, LS1 4DL. Progeny Asset Management Limited is authorised and regulated by the Financial Conduct Authority (No. 740528).

Leeds
1A Tower Square, Leeds, LS1 4DL
Tel: +44 113 467 1596

London
16 Berkeley Street, London, W1J 8DZ
Tel: +44 20 3823 6034

Top Holdings - Encore 40

Portfolio Date: 31/03/2026

	Equity Style Box	Portfolio Weighting %
Vanguard Glb Corp Bd Idx Ins Pl £ H Acc		22.28
Fidelity Index Global Govt Bd S Acc		18.86
iShares OvrS Govt Bd Idx (UK) D Acc £Hdg		18.86
Fidelity Index US P Acc	■	8.48
HSBC American Index C Acc	■	8.48
Vanguard U.S. Eq Idx Ins Pl £ Acc	■	8.48
Vanguard Em Mkts Stk Idx Ins Pl £ Acc	■	4.62
Fidelity Index Europe ex UK P Acc	■	4.31
L&G Global Real Estate Div Index C Acc	■	2.00
Fidelity Index Japan P Acc	■	1.85
Fidelity Index UK P Acc	■	1.22
Vanguard Pac exJpn Stk Idx Ins Pl £ Acc	■	0.55

Morningstar Style Box - Encore 40

Portfolio Date: 31/03/2026

Morningstar Equity Style Box™			Market Cap	%	
	Value	Blend	Growth		
Large	■	■		Market Cap Giant %	45.2
				Market Cap Large %	33.6
Mid				Market Cap Mid %	17.5
				Market Cap Small %	2.9
Small				Market Cap Micro %	0.7

Leeds
1A Tower Square, Leeds, LS1 4DL
Tel: +44 113 467 1596

London
16 Berkeley Street, London, W1J 8DZ
Tel: +44 20 3823 6034