

### Risk Profile Description

This portfolio is likely to contain lower, medium and higher risk investments, including cash, government bonds, UK corporate bonds and other higher-income types of global bonds as well as UK commercial property. It will also be expected to contain some higher-risk investments such as shares, but held mainly in UK and other developed markets, and a small amount in other higher-risk investments such as shares in emerging markets.

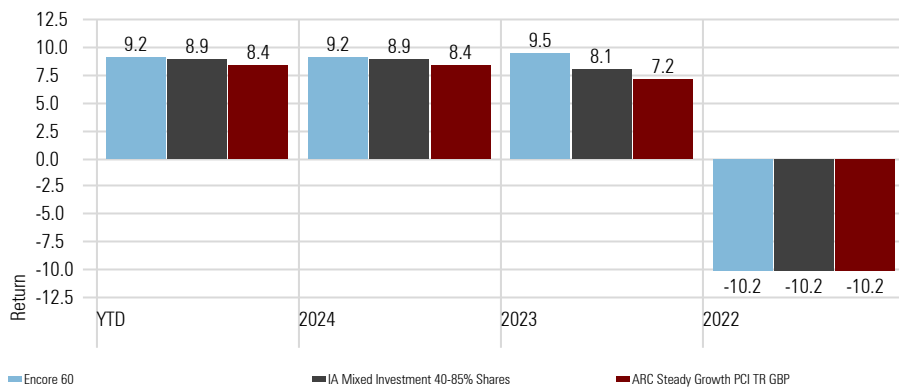
### Cumulative Encore 60 returns of £100k invested

Time Period: 01/05/2015 to 31/12/2024



### Calendar Year Returns

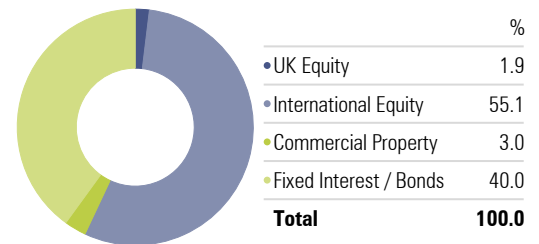
Calculation Benchmark: IA Mixed Investment 40-85% Shares



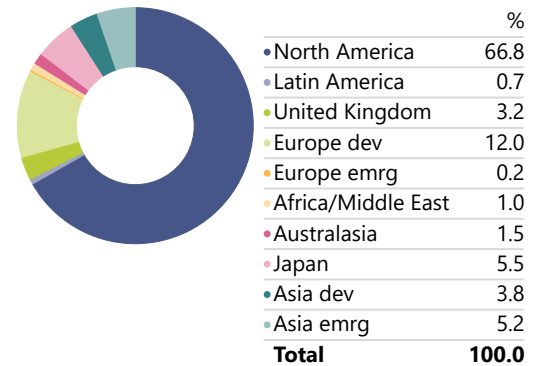
### Encore 60 - Portfolio Information

Yield	1.93%
OCF	0.12%
Transaction Charge	0.03%
Investment Management Fee	0.10% + VAT
Rebalance	Quarterly
Benchmarks	IA Mixed Investment 40-85% Shares ARC Steady Growth PCI TR GBP

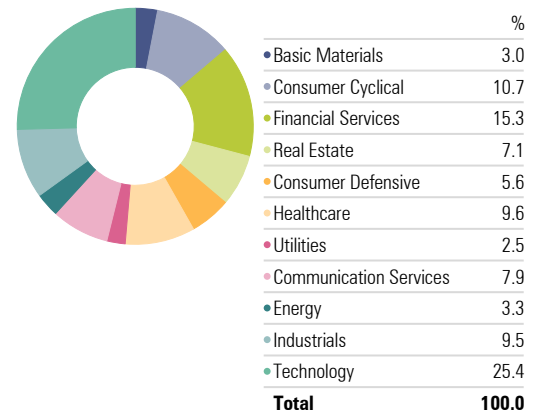
### Asset Allocation - Encore 60



### Equity Regional Exposure - Encore 60



### Equity Sectors (Morningstar) - Encore 60



Encore 60 Performance Metrics	Portfolio	Benchmark (IA)	Benchmark (ARC)
Max Drawdown	-19.98	-21.43	-14.45
Best Month %	6.66	7.35	6.42
Worst Month %	-8.54	-10.85	-9.31
Best Quarter	11.52	13.09	11.83
Worst Quarter %	-12.52	-15.23	-14.45

## Portfolio Comments

The fourth quarter of 2024 saw some mixed performances from growth assets in their local currency, and some headwinds to defensive assets. However, overall, the year saw growth assets perform well, particularly the US and Japanese equity markets. With defensive assets, the speed of interest rate reductions was slower than markets had anticipated in the latter part of the year and against this backdrop, major global investment grade bonds struggled in Q4 and therefore made a negative return on the year.

Once again, global economic performance was led by the US this year, which separated from the other major areas as GDP growth averaged 2.6% quarter on quarter annualised over the first three quarters of 2024. The overall economic picture was also driven by the re-election of Donald Trump who re-enters the White House later this month.

In December the European Central Bank (ECB) cut its key interest rates for a fourth time this year, by 0.25%, but borrowing costs remain tight, due to previous hikes still impacting existing loans. Looking ahead on interest rates, analysts see the prospect for larger rate cuts in Europe. However, the ECB does not face an easy task in the coming months given the headwinds in Europe.

In the UK, financial markets are currently pricing in a rate cut in February and the Bank of England Governor Andrew Bailey said rate cuts are likely to be gradual over the next year. However, some members of the MPC may be concerned about the effects of the Budget, as hiring in the UK has fallen to its lowest level in four years.

Turning to growth assets, apart from Japan, major markets had a lackluster finish to the year in December. An ongoing theme throughout 2024 was the continued dominance of the 'Magnificent Seven' technology stocks. However, since the start of 2024 we have been mindful about the 'concentration risk' among such names, expecting instead the earnings profile of other sectors to accelerate, as those of the top seven companies start to decelerate.

Across Emerging Markets, some of the initial optimism that surrounded Chinese equities at the start of the quarter failed to materialize further, as the raft of monetary policy announcements were not followed up by any coordinated fiscal package.

The best performing factors over the quarter were Growth and Momentum. Given the strength of the US AI stocks over the year, they also provided the strongest annual returns. It was a more challenging year for Value, and this factor gave the lowest returns over the quarter and along with Small-Cap, over the year as a whole.

Defensive assets struggled over the quarter, in large part due to what the implications of a Donald Trump presidency might do for the direction of interest rates. The markets' response over the quarter showed this to be the case, with the US 10-year Treasury yield moving sharply higher by the end of December.

Looking at our themes for 2024, bonds did behave like bonds, but resilient growth and sticky inflation meant markets pared back expectations for how quickly rate cuts would be delivered, particularly in the US, impacting returns. We also saw the earnings growth of major US companies accelerate whilst the 'Magnificent 7' decelerated, supporting the view we would see a broadening of returns. Finally, the view about keeping a balanced return was a valid one - it was pleasing to see global government bonds reassert their downside protection benefits during the sell-off in early August, after a disproportionately weak US jobs report.

In summary, with 2024 now behind us, we remain alert to opportunities and challenges, in what is likely to be a geopolitically and economically volatile year ahead. Fundamentally, there is a plethora of political outcomes and policy decisions to analyse into 2025 and these are most likely to be the source of any macro shock which will create short-term noise in the new year.

### Benchmark Disclaimers

The IA (Investment Association) sector is used as the comparator. This is considered appropriate for investors to use when comparing performance as the sector is made up of funds with a similar asset allocation as defined by the IA. The sector is not constructed as an index, therefore as funds enter or leave, the sector composition can change, but it is considered that the sector remains a useful and relevant comparator for investors to assess performance within a relevant peer group.

ARC Private Client Indices ("PCI") are based on historical information and past performance is not indicative of future performance. PCI are computed using a complex calculation and the results are provided for information purposes only and are not necessarily an indicator of suitability for your specific investment or other requirements. ARC does not guarantee the performance of any investment or portfolio or the return of an investor's capital or any specific rate of return. ARC accepts no liability for any investment decision made on the basis of the information contained in this report. You should always complete your own analysis and/or seek appropriate professional advice before entering into an agreement with any PCI Data Contributor. The content is the property of ARC or its licensors and is protected by copyright and other intellectual property laws. Use of the information herein is governed by strict Conditions of Use as detailed on <https://www.assetrisk.com/research/>.

The information contained within this document is subject to the UK regulatory regime and is therefore primarily targeted at consumers based in the UK. The value of investments and income from them is not guaranteed, can fall, and you may get back less than you invested. Your capital is therefore always at risk. Past performance is not a guide to future performance. If you invest in currencies other than your own, fluctuations in currency value will mean that the value of your investment will move independently of the underlying asset. Any specific investments mentioned are for illustrative purposes only and this is not intended as investment advice. If you are unsure as to the suitability of any investment or service, please contact a professional adviser or Progeny Asset Management to discuss. The data in the performance metrics table is based on historical performance and is not indicative of future performance which could be better or worse than what is shown. Performance is calculated by reference to historic Dynamic Planner asset allocations and back tested using the current methodology using data from Morningstar.

Progeny is a trading style of Progeny Asset Management Limited and is used by various companies within the Progeny group of companies. Progeny Asset Management Limited is a limited company registered in England and Wales with number 09415365. The company's registered address is 1A Tower Square, Leeds, LS1 4DL. Progeny Asset Management Limited is authorised and regulated by the Financial Conduct Authority (No. 740528).

## Encore 60 - Holdings

Holdings	Equity Style Box	Portfolio Weighting %
Vanguard GIB Corp Bd Idx Ins PI £ H Acc		13.60
Fidelity Index Global Govt Bd S Acc		13.20
iShares OvrS Govt Bd Idx (UK) D Acc £Hdg		13.20
Fidelity Index US P Acc		12.65
HSBC American Index C Acc		12.63
Vanguard U.S. Eq Idx Ins PI £ Acc		12.63
Fidelity Index Europe ex UK P Acc		6.87
Vanguard Em Mkts Stk Idx Ins PI £ Acc		6.00
Fidelity Index Japan P Acc		3.17
L&G Global Real Estate Div Index C Acc		3.00
Fidelity Index UK P Acc		1.92
Vanguard Pac exJpn Stk Idx Ins PI £ Acc		1.14

## Morningstar Style Box - Encore 60

Portfolio Date: 31/12/2024

Morningstar Equity Style Box™			Market Cap	%
	Value	Blend	Growth	
Large				Market Cap Giant % 45.3
				Market Cap Large % 33.8
Mid				Market Cap Mid % 17.6
				Market Cap Small % 2.6
Small				Market Cap Micro % 0.6

Leeds  
1A Tower Square, Leeds, LS1 4DL  
Tel: +44 113 467 1596

London  
16 Berkeley Street, London, W1J 8DZ  
Tel: +44 20 3823 6034