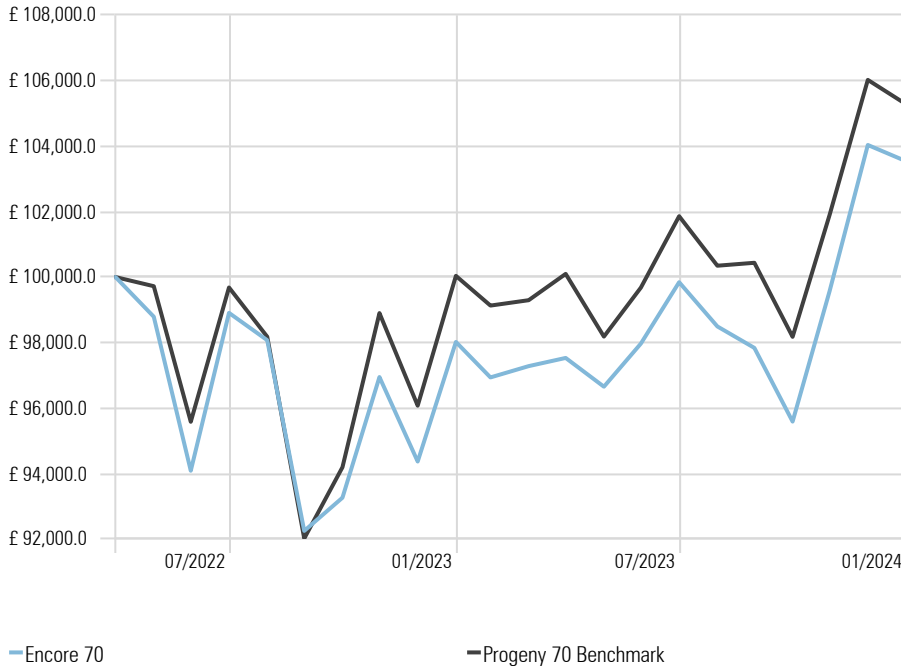


Risk Profile Description

This portfolio is likely to contain lower, medium and higher risk investments, including cash, government bonds, UK corporate bonds and other higher-income types of global bonds as well as UK commercial property. It will also be expected to contain some higher-risk investments such as shares, but held mainly in UK and other developed markets, and a small amount in other higher-risk investments such as shares in emerging markets.

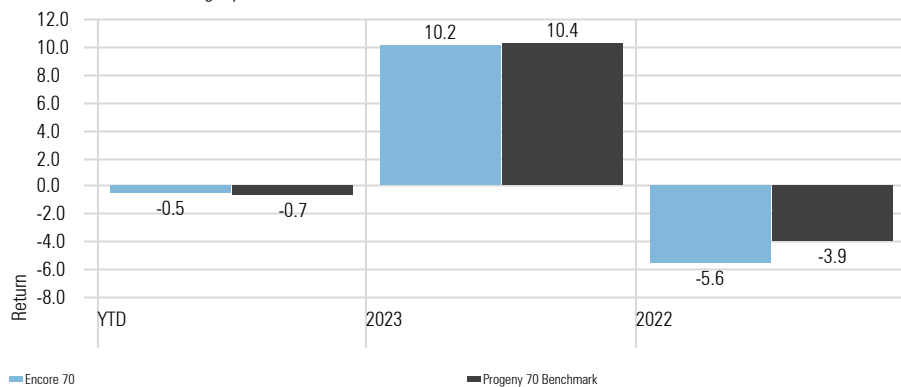
Cumulative Encore 70 returns of £100k invested

Time Period: 29/04/2022 to 31/01/2024



Calendar Year Returns

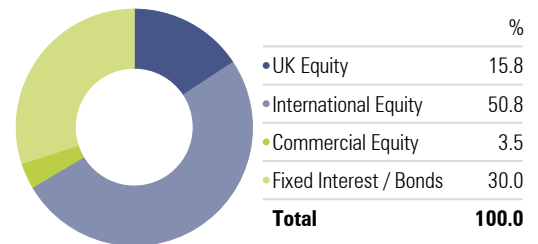
Calculation Benchmark: Progeny 70 Benchmark



Encore 70 - Portfolio Information

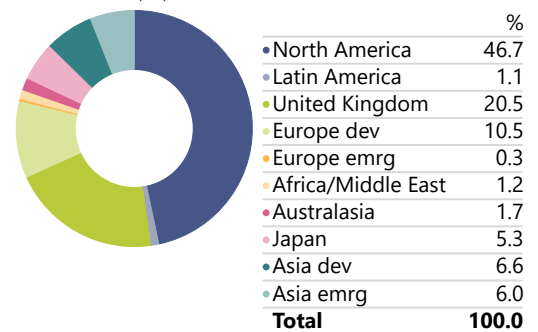
Yield	2.24%
OCF	0.11%
Transaction Charge	0.03%
Investment Management Fee	0.10% + VAT
Rebalance	Quarterly
Benchmark	Progeny 70 Benchmark *
*Constructed from MSCI and ICE BofA indices	

Asset Allocation - Encore 70



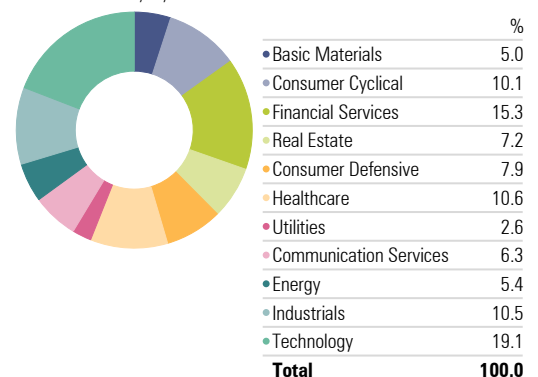
Equity Regional Exposure - Encore 70

Portfolio Date: 31/01/2024



Equity Sectors (Morningstar) - Encore 70

Portfolio Date: 31/01/2024



Encore 70 Performance Metrics	Portfolio	Bmark
Max Drawdown	-11.37	-10.46
Best Month %	5.13	5.00
Worst Month %	-5.94	-6.28
Best Quarter	6.34	5.56
Worst Quarter %	-1.95	-3.73

Portfolio Comments

Financial markets overall had a mixed start to 2024, after the strong finish to last year. On the one hand, certain pockets of growth assets were lifted by data which supported the 'soft landing' economic view. However, some central banks rhetoric on the timing of rate cuts also proved a headwind for defensive assets. Following last's year success, it was Japanese equity markets that led returns once again this month. Commodities also performed well on the back of hostilities in the Middle East and around the Suez Canal.

Starting with the economic overview, a number of data releases over the month confirmed the resilience of the US economy, which is still the key driver for the global economy. This included a fourth quarter 2023 GDP figure that was ahead of expectations at 3.3% and a strong jobs report for December, which showed 216,000 jobs were added, alongside firmer wage growth and unemployment remaining at a steady 3.7%. This news initially lifted US markets, but the US Federal Reserve meeting at the end of January suggested a near term cut in interest rates is now unlikely and impacted growth asset sentiment as the month closed.

Turning to growth assets, in the US, major indices were driven to record highs in early January as confidence around a 'soft landing' scenario continued the rally in the 'Magnificent Seven' technology stocks. However, concerns over their valuation remain. In the UK, growth assets paused on the back of mixed economic data and continued concerns over a slowdown in the domestic economy. In Europe, markets made positive headway as The European Central Bank (ECB) kept rates on hold at its January meeting.

China impacted the wider Emerging Markets picture as the domestic economy continued to struggle, despite fourth quarter 2023 GDP numbers which showed a 5.2% year-on-year growth which was in line with expectations. However, disappointing news on economic stimulus, housing and retail sales hit market returns.

Turning to factor performance, it was the momentum factor that was the best performer over January, with Small Cap the relative detractor. ESG portfolios found progress more difficult, as the growth factor made only modest headway this month.

Turning to defensive assets, major government debt gave back some of last year's returns, as financial markets scaled back both the speed and number of rate reductions in 2024. Global government bonds were down 1.8% over the month, but it was UK Gilts that really languished, as wage growth and inflation concerns made the prospect of near-term rate cuts from the Bank of England (BoE) look less likely.

In summary, we see a continued defensive positioning in portfolios in the near term. That reflects what is seen as an optimistic scenario priced into markets versus concerns over the elevated risk of recession and further disinflation. Given this uncertain start to 2024 therefore, maintaining a balanced portfolio of assets remains key in navigating the first quarter of 2024.

Encore 70 - Holdings

Holdings	Equity Style Box	Portfolio Weighting %
Vanguard FTSE UKAllShrIdxUnitTrlnsPI£Acc		15.68
HSBC American Index C Acc		15.15
Vanguard U.S. Eq Idx Ins PI £ Acc		14.82
Fidelity Index Emerging Markets P Acc		8.19
abrdn Global Corp Bd Scrnd Trckr N Acc		7.89
Vanguard Glb Bd Idx Ins PI £ H Acc		7.88
HSBC European Index Accumulation C		6.44
Vanguard UK Infl-Lnkrd Gilt Idx £ Acc		5.74
L&G All Stocks Gilt Index C Acc		4.33
L&G Sterling Corporate Bond Index I Acc		3.80
Fidelity Index Japan P Acc		3.44
L&G Global Real Estate Div Index C Acc		3.36
iShares Pacific ex Jpn Eq Idx (UK) H Acc		3.28

Morningstar Style Box - Encore 70

Portfolio Date: 31/01/2024

Morningstar Equity Style Box™

	Value	Blend	Growth
Large			
Mid			
Small			

Market Cap	%
Market Cap Giant %	44.4
Market Cap Large %	32.7
Market Cap Mid %	18.4
Market Cap Small %	3.6
Market Cap Micro %	0.8

Source ICE Data Indices, LLC is used with permission. ICE® is a registered trade mark of ICE Data Indices, LLC or its affiliates and BofA® is a registered trademark of Bank of America Corporation licensed by Bank of America Corporation and its affiliates and may not be used without BofA's prior written approval. The index data referenced herein is the property of ICE Data Indices, LLC, its affiliates ("ICE Data")and/or its third party suppliers and along with the ICE BofA trademarks, has been licensed for use by Progeny. ICE Data and its Third Party Suppliers accept no liability in connection with the use of such index data or marks. See prospectus for a full copy of the Disclaimer.

The information contained within this document is subject to the UK regulatory regime and is therefore primarily targeted at consumers based in the UK. The value of investments and income from them is not guaranteed, can fall, and you may get back less than you invested. Your capital is therefore always at risk. Past performance is not a guide to future performance. If you invest in currencies other than your own, fluctuations in currency value will mean that the value of your investment will move independently of the underlying asset. Any specific investments mentioned are for illustrative purposes only and this is not intended as investment advice. If you are unsure as to the suitability of any investment or service, please contact a professional adviser or Progeny Asset Management to discuss. The data in the performance metrics table is based on historical performance and is not indicative of future performance which could be better or worse than what is shown.

Progeny is a trading style of Progeny Asset Management Limited and is used by various companies within the Progeny group of companies. Progeny Asset Management Limited is a limited company registered in England and Wales with number 09415365. The company's registered address is 1A Tower Square, Leeds, LS1 4DL. Progeny Asset Management Limited is authorised and regulated by the Financial Conduct Authority (No. 740528).