

### Risk Profile Description

This portfolio is likely to contain lower, medium and higher risk investments, including cash, government bonds, UK corporate bonds and other higher-income types of global bonds as well as UK commercial property. It will also be expected to contain some higher-risk investments such as shares, but held mainly in UK and other developed markets, and a small amount in other higher-risk investments such as shares in emerging markets.

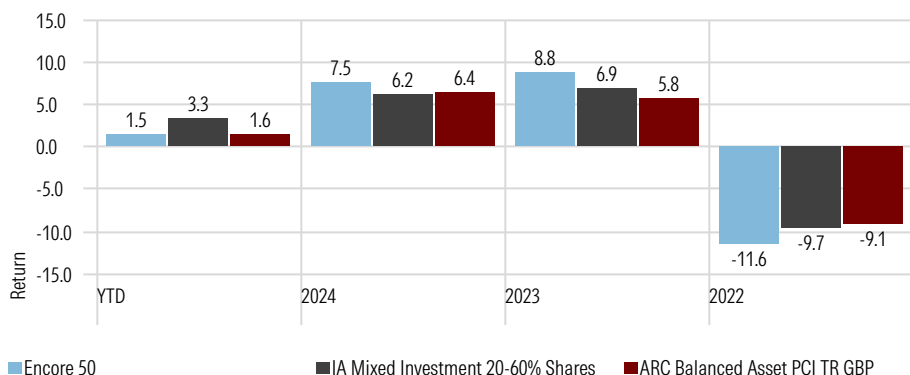
### Cumulative Encore 50 returns of £100k invested

Time Period: 01/05/2015 to 30/06/2025



### Calendar Year Returns

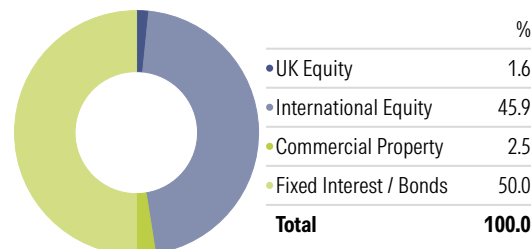
Calculation Benchmark: IA Mixed Investment 20-60% Shares



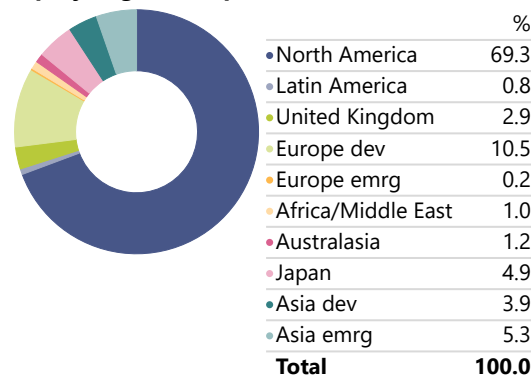
### Encore 50 - Portfolio Information

Yield	2.43%
OCF	0.10%
Transaction Charge	0.03%
Investment Management Fee	0.10% + VAT
Rebalance	Quarterly
Benchmarks	IA Mixed Investment 20-60% Shares ARC Balanced Asset PCI TR GBP

### Asset Allocation - Encore 50



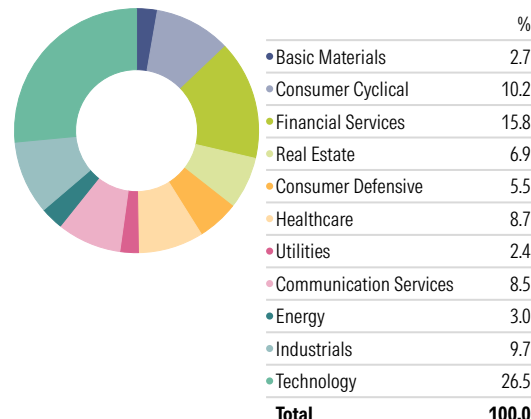
### Equity Regional Exposure - Encore 50



Display Benchmark 1: IA Mixed Investment 20-60% Shares Display Benchmark 2: ARC Balanced Asset PCI TR GBP

Encore 50 Performance Metrics	Portfolio	Benchmark (IA)	Benchmark (ARC)
Max Drawdown	-17.32	-18.13	-11.13
Best Month %	5.34	5.86	4.94
Worst Month %	-7.25	-10.09	-7.24
Best Quarter	9.39	10.13	9.43
Worst Quarter %	-9.58	-13.02	-11.01

### Equity Sectors (Morningstar) - Encore 50



Portfolio Comments

The second quarter of 2025 has been marked by significant political, economic, and financial turbulence. From rising tariffs and ballooning debt issuance to mounting geopolitical risks and shifts in global economic power, investors are navigating a landscape that feels increasingly unstable.

Although a full-blown recession has been avoided, economic risks remain high. The U.S. economy faces headwinds from policy uncertainty and a sharp uptick in tariffs, while Europe and Asia present their own challenges. Despite these pressures, markets have shown resilience amid continued volatility.

The recent Iran-Israel conflict triggered a brief spike in geopolitical tensions, though market impacts were contained. Increased OPEC production exerted downward pressure on oil, and despite a short-lived price rally (Brent crude hit \$80 intra-day on June 22nd), prices closed the quarter at \$68 per barrel. While precious metals performed well, broad commodities underperformed other risk assets.

Global Economic Outlook

Global economic momentum has moderated. Major institutions - the IMF, OECD, and World Bank - have lowered their 2025 growth forecasts to the 2.0–2.3% range, below historical averages.

Inflation trends remain mixed. In the U.S., consumer prices have yet to fully reflect tariff increases, though producer prices and inflation expectations are edging higher. Globally, inflation is being tugged between tariff-induced cost increases and disinflationary forces stemming from slower growth and weaker commodity prices. Central banks must now balance these opposing pressures.

Growth Assets

Q2 was a reminder of the enduring dominance of the U.S. tech giants, particularly the “Magnificent 7,” who rebounded strongly after a volatile start to the year. Despite early fears of a bear market, the U.S. market hit a new all-time high by quarter-end, illustrating the strength of large-cap U.S. equities even amid political noise.

European and UK equities outperformed the U.S. year-to-date, though Q2 returns lagged other developed markets. Stronger-than-expected earnings in sectors like industrials and financials, coupled with ongoing fiscal support, have helped sustain performance. Valuations remain attractive, and investor capital is rotating toward non-U.S. markets.

Asia and emerging markets benefited from policy easing and shifting trade patterns. Still, geopolitical tensions and reliance on Chinese demand pose ongoing risks. These regions continue to offer valuable diversification, but with caution warranted.

Overall, equities remain supported by buybacks and modest earnings growth, although policy uncertainty and macroeconomic headwinds are limiting upside potential.

Factor and Style Performance

Investor sentiment rebounded in Q2, driving strong gains in growth stocks. The “Magnificent 7” delivered returns of 18.6%, helping growth as a factor post a 17.7% quarterly return - making it the best-performing asset class.

Value stocks lagged significantly, while small-cap equities drew interest through buyback activity and takeover speculation. This rotation underscores continued investor focus on quality and size during uncertain times.

Defensive Assets

Fixed income and currency markets were rattled by the introduction of tariffs on “Liberation Day,” which reverberated beyond equities to affect bond yields and FX rates. Investor confidence in the U.S. as a traditional safe haven has been shaken, largely due to erratic policy moves under the Trump administration.

Yields on U.S. 10-year Treasuries fluctuated between 4.0% and 4.8%, with 30-year yields rising above 5%-a reflection of growing concern over debt levels and reduced international appetite for U.S. debt.

Central banks are in a holding pattern. The Federal Reserve is expected to make modest rate cuts later in the year, depending on how inflation and employment data evolve. The European Central Bank and Bank of England have already started easing or indicated they will soon. Meanwhile, China continues targeted stimulus efforts to bolster growth. The direction of future policy will largely hinge on the persistence of inflation and unfolding geopolitical developments.

Outlook

The first half of 2025 has been anything but smooth, and the remainder of the year is unlikely to bring greater clarity. The Trump tariffs, in particular, remain a wildcard with potential to drive further market volatility as the 90-day pause period ends. Inflation and interest rate updates from central banks will be key events to watch.

Amid this uncertainty, the quarter offered a clear reminder of the benefits of diversification. As market leadership broadens beyond U.S. mega caps, opportunities are appearing across regions, styles, and sectors. Investors would do well to keep a long-term perspective and brace for more twists ahead.

Benchmark Disclaimers

The IA (Investment Association) sector is used as the comparator. This is considered appropriate for investors to use when comparing performance as the sector is made up of funds with a similar asset allocation as defined by the IA. The sector is not constructed as an index, therefore as funds enter or leave, the sector composition can change, but it is considered that the sector remains a useful and relevant comparator for investors to assess performance within a relevant peer group.

ARC Private Client Indices (“PCI”) are based on historical information and past performance is not indicative of future performance. PCI are computed using a complex calculation and the results are provided for information purposes only and are not necessarily an indicator of suitability for your specific investment or other requirements. ARC does not guarantee the performance of any investment or portfolio or the return of an investor’s capital or any specific rate of return. ARC accepts no liability for any investment decision made on the basis of the information contained in this report. You should always complete your own analysis and/or seek appropriate professional advice before entering into an agreement with any PCI Data Contributor. The content is the property of ARC or its licensors and is protected by copyright and other intellectual property laws. Use of the information herein is governed by strict Conditions of Use as detailed on <https://www.assetrisk.com/research/>.

The information contained within this document is subject to the UK regulatory regime and is therefore primarily targeted at consumers based in the UK. The value of investments and income from them is not guaranteed, can fall, and you may get back less than you invested. Your capital is therefore always at risk. Past performance is not a guide to future performance. If you invest in currencies other than your own, fluctuations in currency value will mean that the value of your investment will move independently of the underlying asset. Any specific investments mentioned are for illustrative purposes only and this is not intended as investment advice. If you are unsure as to the suitability of any investment or service, please contact a professional adviser or Progeny Asset Management to discuss. The data in the performance metrics table is based on historical performance and is not indicative of future performance which could be better or worse than what is shown. Performance is calculated by reference to historic Dynamic Planner asset allocations and back tested using the current methodology using data from Morningstar.

Progeny is a trading style of Progeny Asset Management Limited and is used by various companies within the Progeny group of companies. Progeny Asset Management Limited is a limited company registered in England and Wales with number 09415365. The company’s registered address is 1A Tower Square, Leeds, LS1 4DL. Progeny Asset Management Limited is authorised and regulated by the Financial Conduct Authority (No. 740528).

Encore 50 - Holdings

Holdings	Equity Style Box	Portfolio Weighting %
Vanguard Glb Corp Bd Idx Ins Pl £ H Acc		17.00
Fidelity Index Global Govt Bd S Acc		16.50
iShares Ovrs Govt Bd Idx (UK) D Acc £Hdg		16.50
Fidelity Index US P Acc		10.95
Vanguard U.S. Eq Idx Ins Pl £ Acc		10.95
HSBC American Index C Acc		10.94
Vanguard Em Mkts Stk Idx Ins Pl £ Acc		5.17
Fidelity Index Europe ex UK P Acc		5.00
L&G Global Real Estate Div Index C Acc		2.50
Fidelity Index Japan P Acc		2.30
Fidelity Index UK P Acc		1.48
Vanguard Pac exJpn Stk Idx Ins Pl £ Acc		0.74

Morningstar Style Box - Encore 50

Portfolio Date: 30/06/2025

Morningstar Equity Style Box™			Market Cap	%	
	Value	Blend	Growth	Market Cap Giant %	45.7
Large				Market Cap Large %	33.6
				Market Cap Mid %	17.1
Mid				Market Cap Small %	2.9
				Market Cap Micro %	0.7
Small					

Leeds  
1A Tower Square, Leeds, LS1 4DL  
Tel: +44 113 467 1596

London  
16 Berkeley Street, London, W1J 8DZ  
Tel: +44 20 3823 6034