

Risk Profile Description

The portfolio aims to have 20% exposure to equity and property assets and 80% exposure to Fixed Interest securities. Over the medium to longer term, the 20% exposure to risks and expected rewards of equity ownership is balanced by a 80% allocation to high-quality bonds and investment grade bonds, which together should help to deliver moderate, inflation-plus returns. The equity exposure is invested in both UK equities and overseas equity in both developed and emerging markets.

Cumulative Tempo 20 returns of £100k invested

Time Period: 01/10/2016 to 31/07/2021

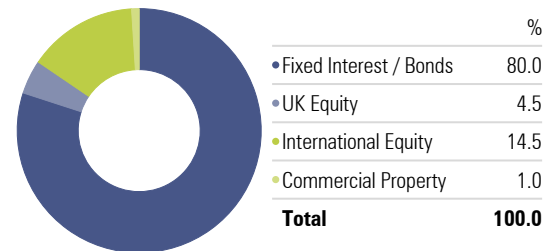


Tempo 20 - Portfolio Information

Yield	1.02%
OCF	0.17%
Transaction Charge	0.07%
Investment Management Fee	0.20% + VAT
Rebalance	Quarterly
Benchmark	Progeny 20 Benchmark *

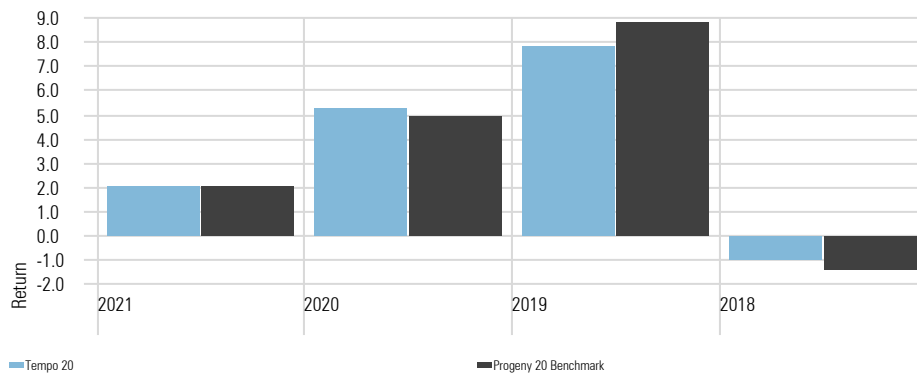
*Constructed from MSCI and ICE BofA indices

Asset Allocation - Tempo 20



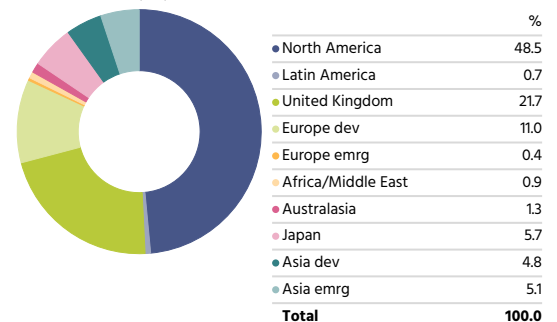
Calendar Year Returns

Calculation Benchmark: Progeny 20 Benchmark



Equity Regional Exposure - Tempo 20

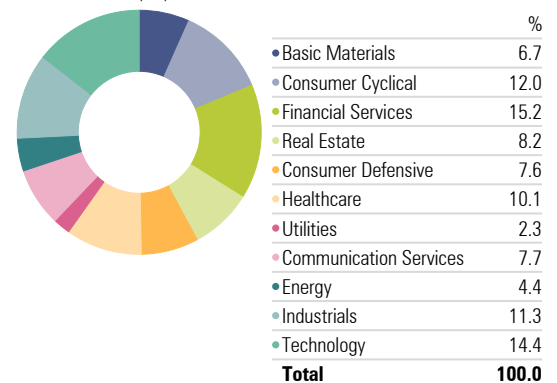
Portfolio Date: 31/07/2021



Tempo 20 Performance Metrics	Portfolio	Bmark
Max Drawdown	-8.81	-9.82
Best Month %	2.95	3.10
Worst Month %	-3.50	-4.53
Best Quarter	5.46	5.19
Worst Quarter %	-3.08	-4.64

Equity Sectors (Morningstar) - Tempo 20

Portfolio Date: 31/07/2021



Portfolio Comments

July saw the Chinese government implement new policies that have weighed on growth assets over the month. These include abolishing monopolistic behaviour, levying fines on Didi, for their recent IPO in the US and educational companies are now legislated not to make profits in an attempt to reduce the cost of education. This saw the key Chinese indices fall sharply. Meanwhile, in Europe, the key economic event was the outcome of the European Central Bank (ECB)'s strategic review. In short it will be fiscal not monetary policy that will be the main driver out of the current low-growth, low-inflation environment. England saw 'Freedom Day', with COVID restrictions finally coming to an end, although the spread of the Delta variant remains a concern.

July also saw global growth assets driven by returns in healthcare and some strong Q2 numbers from leading Technology businesses like Apple, Microsoft and Google. As a result, the US Nasdaq increased by 2.75%. Over half of the S&P 500 companies announced results by the end of the month and almost 90% beat analyst expectations. US inflation surprised on the upside, hitting 5.4% year on year in June. As with the UK, the opening of the economy post-COVID, is the main driver. Elsewhere labour market data continues to support the economic recovery.

The UK's leading equity index retraced 1.3% on the month and Europe saw modest gains. Emerging Markets were impacted by the Chinese government action.

Turning to defensive assets, the Bloomberg Barclays Global Aggregate index, increased by 1.42%, with the 10-year benchmark bond yield in the US falling to the lowest point since February due to continued Central Bank action and institutional demand.

Composite Benchmark Disclaimer

Source: MSCI. The MSCI information may only be used for your internal use, may not be reproduced or disseminated in any form and may not be used as a basis for or a component of any financial instruments or products or indices. None of the MSCI information is intended to constitute investment advice or a recommendation to make (or refrain from making) any kind of investment decision and may not be relied on as such. Historical data and analysis should not be taken as an indication or guarantee of any future performance analysis, forecast or prediction. The MSCI information is provided on an "as is" basis and the user of this information assumes the entire risk of any use made of this information. MSCI, each of its affiliates and each other person involved in or related to compiling, computing or creating any MSCI information (collectively, the "MSCI Parties") expressly disclaims all warranties (including, without limitation, any warranties of originality, accuracy, completeness, timeliness, non-infringement, merchantability and fitness for a particular purpose) with respect to this information. Without limiting any of the foregoing, in no event shall any MSCI Party have any liability for any direct, indirect, special, incidental, punitive, consequential (including, without limitation, lost profits) or any other damages.

Source ICE Data Indices, LLC is used with permission. ICE® is a registered trade mark of ICE Data Indices, LLC or its affiliates and BofA® is a registered trademark of Bank of America Corporation licensed by Bank of America Corporation and its affiliates and may not be used without BofA's prior written approval. The index data referenced herein is the property of ICE Data Indices, LLC, its affiliates ("ICE Data") and/or its third party suppliers and along with the ICE BofA trademarks, has been licensed for use by Progeny. ICE Data and its Third Party Suppliers accept no liability in connection with the use of such index data or marks. See prospectus for a full copy of the Disclaimer.

The information contained within this document is subject to the UK regulatory regime and is therefore primarily targeted at consumers based in the UK. The value of investments and income from them is not guaranteed, can fall, and you may get back less than you invested. Your capital is therefore always at risk. Past performance is not a guide to future performance. If you invest in currencies other than your own, fluctuations in currency value will mean that the value of your investment will move independently of the underlying asset. Any specific investments mentioned are for illustrative purposes only and this is not intended as investment advice. If you are unsure as to the suitability of any investment or service, please contact a professional adviser or Progeny Asset Management to discuss. The data in the performance metrics table is based on historical performance and is not indicative of future performance which could be better or worse than what is shown. The data contained in this profile is based on portfolio simulation and does not represent the actual portfolio. It is intended to provide an indication of the magnitude and direction of historic returns from a hypothetical portfolio made up of asset class market indices held in comparable proportions to those within the Tempo 20 portfolio.

Progeny is a trading style of Progeny Asset Management Limited and is used by various companies within the Progeny group of companies. Progeny Asset Management Limited is a limited company registered in England and Wales with number 09415365. The company's registered address is 1A Tower Square, Leeds, LS1 4DL. Progeny Asset Management Limited is authorised and regulated by the Financial Conduct Authority (No. 740528).

Tempo 20 - Holdings

Holdings	Equity Style Box	Portfolio Weighting %
Vanguard Glb Bd Idx £ H Acc		28.88
Vanguard Glb S/T Bd Idx £ H Acc		20.00
Dimensional £ Infl LnkD IntermDur F/I		16.00
L&G All Stocks Gilt Index C Acc		8.11
L&G Sterling Corporate Bond Index C Acc	■	7.01
HSBC American Index C Acc	■	3.34
HSBC US Multi-Factor Eq Instl A Acc	■	2.92
Dimensional Global Small Coms GBP Acc	■	1.81
Dimensional Global Value £ Acc	■	1.81
Vanguard FTSE UK All Shr Idx Unit Tr£Acc	■	1.80
Invesco UK Enhanced Index UK Y Acc	■	1.58
iShares Glb Prpty Secs Eq Idx (UK) H Acc	■	1.00
Fidelity Index Emerging Markets P Acc	■	0.96
Dimensional Emerging Mkts Core Eq Acc	■	0.84
HSBC European Index Accumulation C	■	0.74
ASI European Equity Enhanced Index N Acc	■	0.65
Dimensional UK Smlr Coms Acc	■	0.56
Dimensional UK Value Acc	■	0.56
Fidelity Index Japan P Acc	■	0.41
ASI Japan Equity Enhanced Index N Acc	■	0.36
iShares Pacific ex Jpn Eq Idx (UK) H Acc	■	0.35
ASI Asia Pacific Equity Enh Index N Acc	■	0.31

Morningstar Style Box - Tempo 20

Portfolio Date: 31/07/2021

Morningstar Equity Style Box™			Market Cap	%	
	Value	Blend	Growth		
Large		■		Market Cap Giant %	36.4
				Market Cap Large %	28.4
Mid				Market Cap Mid %	26.6
				Market Cap Small %	7.1
Small				Market Cap Micro %	1.6

Leeds

1A Tower Square, Leeds, LS1 4DL

Tel: +44 113 467 1596

London

Egyptian House, 170-173 Piccadilly, London, W1J 9EJ

Tel: +44 20 3284 5071