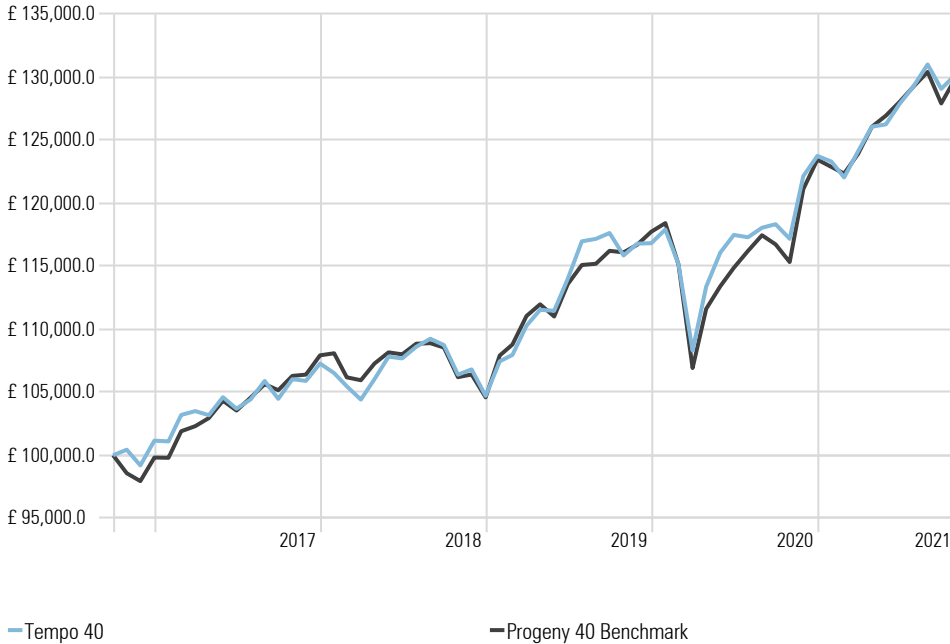


Risk Profile Description

The portfolio aims to have 40% exposure to equity and property assets and 60% exposure to Fixed Interest securities. Over the medium to longer term, the 40% exposure to risks and expected rewards of equity ownership should help to deliver moderate, inflation-plus returns. The equity exposure is invested in both UK equities and overseas equity in both developed and emerging markets. The equity risk is balanced by a 60% allocation to high-quality bonds and investment grade bonds.

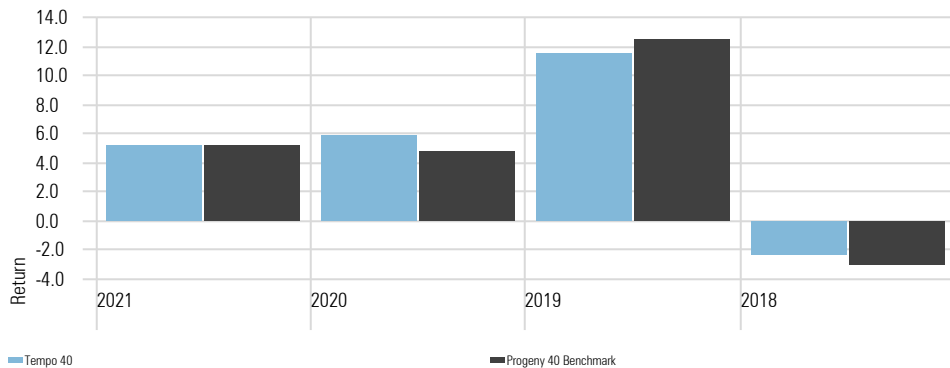
Cumulative Tempo 40 returns of £100k invested

Time Period: Since Common Inception (01/10/2016) to 31/10/2021



Calendar Year Returns

Calculation Benchmark: Progeny 40 Benchmark

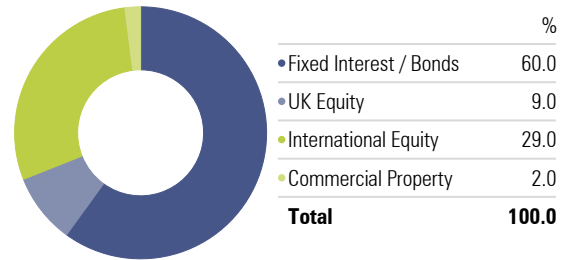


Tempo 40 - Portfolio Information

Yield	1.12%
OCF	0.18%
Transaction Charge	0.07%
Investment Management Fee	0.20% + VAT
Rebalance	Quarterly
Benchmark	Progeny 40 Benchmark*

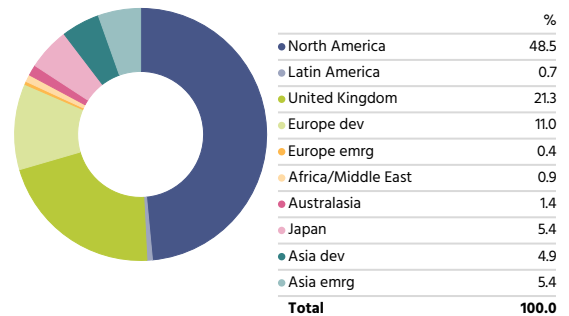
*Constructed from MSCI and ICE BofA indices

Asset Allocation - Tempo 40



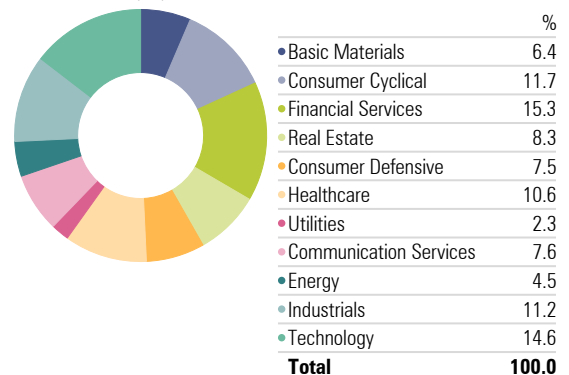
Equity Regional Exposure - Tempo 40

Portfolio Date: 31/10/2021



Equity Sectors (Morningstar) - Tempo 40

Portfolio Date: 31/10/2021



Tempo 40 Performance Metrics	Portfolio	Bmark
Max Drawdown	-14.14	-15.75
Best Month %	4.69	5.02
Worst Month %	-5.96	-7.14
Best Quarter	8.48	7.45
Worst Quarter %	-7.30	-9.19

Portfolio Comments

October saw a rebound in equity markets following the slight decline in September, with the US, Europe and UK markets all up over 3%. The month was dominated by the continued increase in global energy prices, with OPEC and Russia reluctant to increase production of oil and gas. This was positive for the energy sector but increased concerns around global inflation. We also saw further collaboration around corporation tax with 136 countries agreeing to have a minimum tax rate of 15% which is designed to increase tax revenue from international companies.

In the UK there were no major announcements from the budget which impacted stock markets, but the ONS upgraded the growth and inflation expectations for the UK, with inflation expected to hit over 5%.

All major sectors were positive for the month with Consumer Discretionary, Energy and Technology being the strongest performing. In the US, Technology outperformed the wider US markets, boosted by a rally in the sector.

Looking at factors, Momentum, Growth and Quality were the strongest performing with Value and Small Cap being the worst performing, but still produced positive returns.

Turning to defensive assets, the Bloomberg Barclays Global Aggregate index, decreased by 1.76% with government bonds outperforming corporate bonds and high yield.

Composite Benchmark Disclaimer

Source: MSCI. The MSCI information may only be used for your internal use, may not be reproduced or disseminated in any form and may not be used as a basis for or a component of any financial instruments or products or indices. None of the MSCI information is intended to constitute investment advice or a recommendation to make (or refrain from making) any kind of investment decision and may not be relied on as such. Historical data and analysis should not be taken as an indication or guarantee of any future performance analysis, forecast or prediction. The MSCI information is provided on an "as is" basis and the user of this information assumes the entire risk of any use made of this information. MSCI, each of its affiliates and each other person involved in or related to compiling, computing or creating any MSCI information (collectively, the "MSCI Parties") expressly disclaims all warranties (including, without limitation, any warranties of originality, accuracy, completeness, timeliness, non-infringement, merchantability and fitness for a particular purpose) with respect to this information. Without limiting any of the foregoing, in no event shall any MSCI Party have any liability for any direct, indirect, special, incidental, punitive, consequential (including, without limitation, lost profits) or any other damages.

Source ICE Data Indices, LLC is used with permission. ICE® is a registered trade mark of ICE Data Indices, LLC or its affiliates and BofA® is a registered trademark of Bank of America Corporation licensed by Bank of America Corporation and its affiliates and may not be used without BofA's prior written approval. The index data referenced herein is the property of ICE Data Indices, LLC, its affiliates ("ICE Data") and/or its third party suppliers and along with the ICE BofA trademarks, has been licensed for use by Progeny. ICE Data and its Third Party Suppliers accept no liability in connection with the use of such index data or marks. See prospectus for a full copy of the Disclaimer.

The information contained within this document is subject to the UK regulatory regime and is therefore primarily targeted at consumers based in the UK. The value of investments and income from them is not guaranteed, can fall, and you may get back less than you invested. Your capital is therefore always at risk. Past performance is not a guide to future performance. If you invest in currencies other than your own, fluctuations in currency value will mean that the value of your investment will move independently of the underlying asset. Any specific investments mentioned are for illustrative purposes only and this is not intended as investment advice. If you are unsure as to the suitability of any investment or service, please contact a professional adviser or Progeny Asset Management to discuss. The data in the performance metrics table is based on historical performance and is not indicative of future performance which could be better or worse than what is shown. The data contained in this profile is based on portfolio simulation and does not represent the actual portfolio. It is intended to provide an indication of the magnitude and direction of historic returns from a hypothetical portfolio made up of asset class market indices held in comparable proportions to those within the Tempo 40 portfolio.

Progeny is a trading style of Progeny Asset Management Limited and is used by various companies within the Progeny group of companies. Progeny Asset Management Limited is a limited company registered in England and Wales with number 09415365. The company's registered address is 1A Tower Square, Leeds, LS1 4DL. Progeny Asset Management Limited is authorised and regulated by the Financial Conduct Authority (No. 740528).

Tempo 40 - Holdings

Holdings	Equity Style Box	Portfolio Weighting %
Vanguard Glb Bd Idx £ H Acc		31.50
Dimensional £ Infl Lnkd IntermDur F/I		12.00
L&G All Stocks Gilt Index C Acc		8.85
L&G Sterling Corporate Bond Index C Acc		7.65
HSBC American Index C Acc	■	6.67
HSBC US Multi-Factor Eq Instl A Acc	■	5.83
Dimensional Global Small Coms GBP Acc	■	3.63
Dimensional Global Value £ Acc	■	3.63
Vanguard FTSE UK All Shr Idx Unit TrEAcc	■	3.60
Invesco UK Enhanced Index UK Y Acc	■	3.15
iShares Glb Prpty Secs Eq Idx (UK) H Acc	■	2.00
Fidelity Index Emerging Markets P Acc	■	1.92
Dimensional Emerging Mkts Core Eq Acc	■	1.68
HSBC European Index Accumulation C	■	1.49
ASI European Equity Enhanced Index N Acc	■	1.30
Dimensional UK Smlr Coms Acc	■	1.13
Dimensional UK Value Acc	■	1.13
Fidelity Index Japan P Acc	■	0.81
ASI Japan Equity Enhanced Index N Acc	■	0.71
iShares Pacific ex Jpn Eq Idx (UK) H Acc	■	0.70
ASI Asia Pacific Equity Enh Index N Acc	■	0.62

Morningstar Style Box - Tempo 40

Portfolio Date: 31/10/2021

Morningstar Equity Style Box™			Market Cap	%
	Value	Blend	Growth	
Large		■		Market Cap Giant % 35.9
				Market Cap Large % 28.1
Mid				Market Cap Mid % 27.3
				Market Cap Small % 7.1
Small				Market Cap Micro % 1.7

Leeds
1A Tower Square, Leeds, LS1 4DL
Tel: +44 113 467 1596

London
Egyptian House, 170-173 Piccadilly, London, W1J 9EJ
Tel: +44 20 3284 5071