

Risk Profile Description

The portfolio aims to have 30% exposure to Equity and Property assets and 70% exposure to Fixed Interest securities. Over the medium to longer term, the 30% exposure to risks and expected rewards of equity ownership should help to deliver moderate, inflation-plus returns. The equity exposure is invested in both UK and overseas equities in both developed and emerging markets. The equity risk is balanced by a 70% allocation to high quality bonds and investment grade bonds.

Bravo ESG is a range of evidence-based, total-return portfolios designed using a systematic discipline, with Environmental, Social and Governance (ESG) front and centre of the investment process.

The portfolios are defined according to ESG criteria, so investors can see and understand clearly how they are constructed. In addition to understanding the key aims and objectives, we believe that investors in our ESG solutions should also know what is the composition of the portfolios. The Bravo range has undergone rigorous ESG screening with the fund and portfolio exclusions and objectives listed below:

Each fund in the portfolio excludes the following:

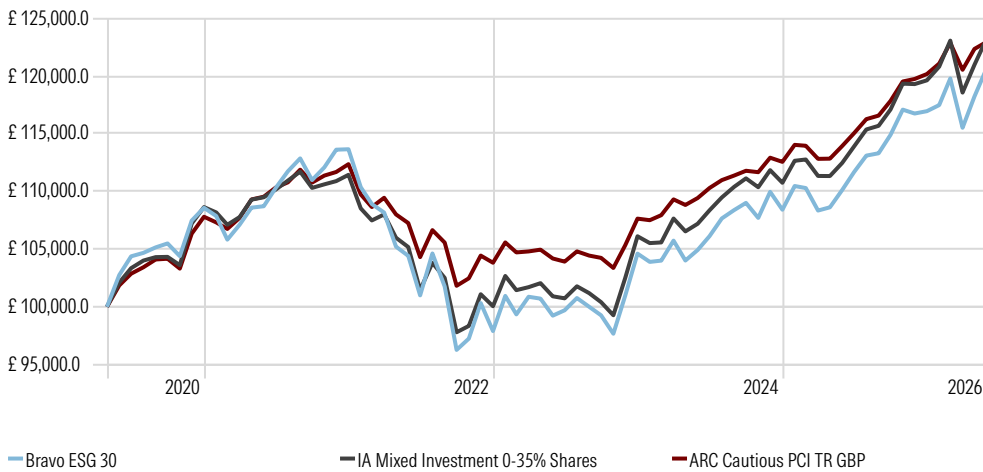
- Tobacco Producers
- Controversial Weapons
- Nuclear Weapons

The overall portfolio has the following characteristics:

- 50% less CO2 emissions than the MSCI ACWI World Index
- Revenue of no more than 5% from Alcohol sales, Gambling, Civilian Weapons, Nuclear Power and Thermal Coal

Cumulative Bravo ESG 30 returns of £100k invested

Time Period: 30/04/2020 to 31/05/2026

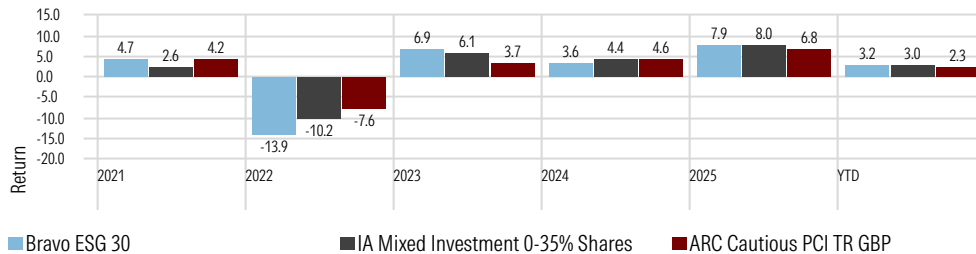


Bravo ESG 30 - Portfolio Information

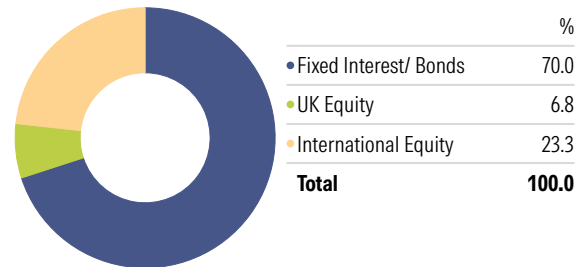
Yield	2.72%
OCF	0.22%
Transaction Charge	0.01%
Investment Management Fee	0.20%
Rebalance	Quarterly
Benchmarks	IA Mixed Investment 0-35% Shares ARC Cautious PCI TR GBP

Calendar Year Returns

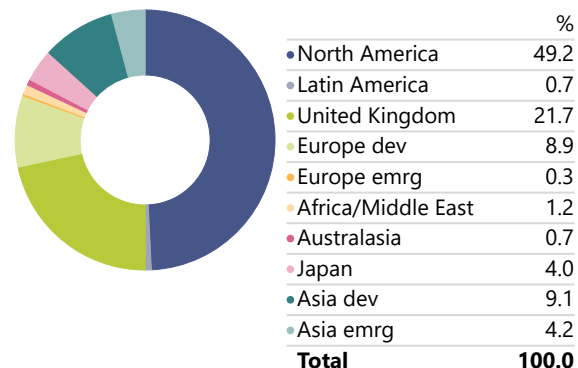
Calculation Benchmark: IA Mixed Investment 0-35% Shares



Asset Allocation - Bravo ESG 30



Equity Regional Exposure - Bravo ESG 30



Display Benchmark 1: IA Mixed Investment 0-35% Shares Display Benchmark 2: ARC Cautious PCI TR GBP			
Bravo ESG 30 Performance Metrics	Portfolio	Benchmark (IA)	Benchmark (ARC)
Max Drawdown	-18.44	-14.24	-9.38
Best Month %	3.60	3.52	2.93
Worst Month %	-5.40	-4.60	-3.55
Best Quarter	5.39	5.69	3.49
Worst Quarter %	-6.64	-6.06	-4.70

Portfolio Comments

May was a constructive month for risk assets, although the path was uneven. Global equities generally moved higher, supported by resilient corporate earnings, continued enthusiasm around artificial intelligence and signs that the global economy was holding up better than expected. Developed markets posted gains, while emerging markets outperformed, underpinned by technology-heavy Asian markets.

The Iran-US conflict remains the key macro risk, but markets increasingly traded on the view that a worst-case outcome may be avoided. Earlier disruption around the Strait of Hormuz pushed oil prices higher and drove a bond market sell-off as investors priced in inflation risk. During May, sentiment improved as negotiations appeared to make progress, reducing fears of prolonged supply disruption. Equity investors largely looked through the conflict, focusing on earnings resilience, while bond investors remained cautious given inflation's sensitivity to energy prices.

Regionally, the US remained a leader in May, returning 1.92%, while the tech-heavy index gained 9.54%. Europe rose 4.19% as earnings held up and growth fears eased. The UK was more mixed, with large caps returning 0.88% and mid-caps 4.29%. Asia and emerging markets were among the strongest regions, as Taiwan, Korea and other technology-linked markets benefited from AI supply-chain exposure and firmer growth expectations.

Style leadership remained tilted toward growth and momentum in May, with growth outperforming value. Large caps also outperformed small caps, reflecting investor preference for stronger balance sheets, earnings durability and global market leadership while macro uncertainty remained elevated.

Defensive assets produced a mixed outcome. Government bonds weakened early in the month as higher oil prices lifted inflation expectations and pushed yields higher, before recovering some ground later as growth concerns resurfaced and the prospect of geopolitical progress improved.

Within the UK, gilts remained sensitive because domestic political instability added another layer of risk to the global rates story. Political uncertainty can raise concerns about fiscal discipline, borrowing needs, and policy credibility, pushing gilt yields higher and making the asset class more volatile. As a result, gilts did not behave as cleanly as a traditional defensive asset during the month.

Looking ahead, our view is cautiously constructive but selective. Markets continue to be supported by solid earnings, resilient activity, and investment in long-term growth themes, especially technology and AI. However, the outlook depends heavily on whether the Iran-US situation continues to de-escalate and whether energy prices settle. If they do, inflation pressure may ease and support broader risk assets. If not, renewed oil volatility could challenge valuations and central bank expectations. Overall, we expect quality businesses with strong earnings and pricing power to remain best placed as markets navigate geopolitics, inflation and the durability of growth.

Benchmark Disclaimers

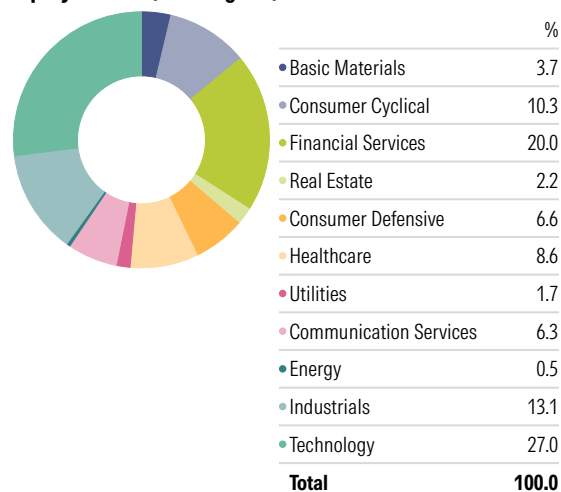
The IA (Investment Association) sector is used as the comparator. This is considered appropriate for investors to use when comparing performance as the sector is made up of funds with a similar asset allocation as defined by the IA. The sector is not constructed as an index, therefore as funds enter or leave, the sector composition can change, but it is considered that the sector remains a useful and relevant comparator for investors to assess performance within a relevant peer group.

ARC Private Client Indices ("PCI") are based on historical information and past performance is not indicative of future performance. PCI are computed using a complex calculation and the results are provided for information purposes only and are not necessarily an indicator of suitability for your specific investment or other requirements. ARC does not guarantee the performance of any investment or portfolio or the return of an investor's capital or any specific rate of return. ARC accepts no liability for any investment decision made on the basis of the information contained in this report. You should always complete your own analysis and/or seek appropriate professional advice before entering into an agreement with any PCI Data Contributor. The content is the property of ARC or its licensors and is protected by copyright and other intellectual property laws. Use of the information herein is governed by strict Conditions of Use as detailed on <https://www.assetrisk.com/research/>.

The information contained within this document is subject to the UK regulatory regime and is therefore primarily targeted at consumers based in the UK. The value of investments and income from them is not guaranteed, can fall, and you may get back less than you invested. Your capital is therefore always at risk. Past performance is not a guide to future performance. If you invest in currencies other than your own, fluctuations in currency value will mean that the value of your investment will move independently of the underlying asset. Any specific investments mentioned are for illustrative purposes only and this is not intended as investment advice. If you are unsure as to the suitability of any investment or service, please contact a professional adviser or Progeny Asset Management to discuss. The data in the performance metrics table is based on historical performance and is not indicative of future performance which could be better or worse than what is shown. The data contained in this profile is based on portfolio simulation and does not represent the actual portfolio. It is intended to provide an indication of the magnitude and direction of historic returns from a hypothetical portfolio made up of asset class market indices held in comparable proportions to those within the Bravo ESG 30 portfolio.

Progeny is a trading style of Progeny Asset Management Limited and is used by various companies within the Progeny group of companies. Progeny Asset Management Limited is a limited company registered in England and Wales with number 09415365. The company's registered address is 1A Tower Square, Leeds, LS1 4DL. Progeny Asset Management Limited is authorised and regulated by the Financial Conduct Authority (No. 740528).

Equity Sectors (Morningstar) - Bravo ESG 30



Bravo ESG 30 - Holdings

Holdings	Equity Style Box	Portfolio Weighting %
UBS Sust Devpmt Bk Bds ETF HGBP dis		29.27
Dimensional GI Cor FI LC ESG Sc GBP D		14.22
iShares Up to 10YrsIdxLnkdGtldx(UK)SACC		12.39
L&G All Stocks Gilt Index C Acc		11.60
L&G MSCI Wld Scly Rspnb Invmt SRI I Acc	■	10.87
UBS MSCI UK IMI Scly Rspnb ETF GBP dis	■	6.87
Schroder ISF QEP Global ESG C Acc GBP	■	5.51
Dimensional GI Cor Eq LC ESG Sc GBP A	■	5.18
iShares MSCI EM SRI ETF USD Acc	■	4.09

Morningstar Style Box - Bravo ESG 30

Portfolio Date: 31/05/2026

Morningstar Equity Style Box™	Market Cap	%
Value Blend Growth	Market Cap Giant %	36.2
Large	Market Cap Large %	38.0
Mid	Market Cap Mid %	21.4
Small	Market Cap Small %	3.8
	Market Cap Micro %	0.6