Bravo ESG 70 Portfolio Factsheet

01/02/2021

Risk Profile Description

The portfolio aims to have 70% exposure to equity and property assets and 30% exposure to Fixed Interest securities. Over the medium to longer term, the 70% exposure to risks and expected rewards of equity ownership should help to deliver moderate, inflation-plus returns. The equity exposure is invested in both UK and overseas equities in both developed and emerging markets. The equity risk is balanced by a 30% allocation to high quality bonds and investment grade bonds.

Bravo ESG is a range of evidence-based, total-return portfolios designed using a systematic discipline, with Environmental, Social and Governance (ESG) front and centre of the investment process.

The portfolios are defined according to ESG criteria, so investors can see and understand clearly how they are constructed. In addition to understanding the key aims and objectives, we believe that investors in our ESG solutions should also know what is the composition of the portfolios. The Bravo range has undergone rigorous ESG screening with the fund and portfolio exclusions and objectives listed below:

Each fund in the portfolio excludes the following:

- Tobacco Producers
- Controversial Weapons
- Nuclear Weapons

The overall portfolio has the following characteristics:

- 50% less CO2 emissions than the MSCI ACWI World Index
- Revenue of no more than 5% from Alcohol sales, Gambling, Civilian Weapons, Nuclear Power and Thermal Coal

Bravo ESG 70 returns of £100k invested

Time Period: 30/04/2020 to 31/01/2021

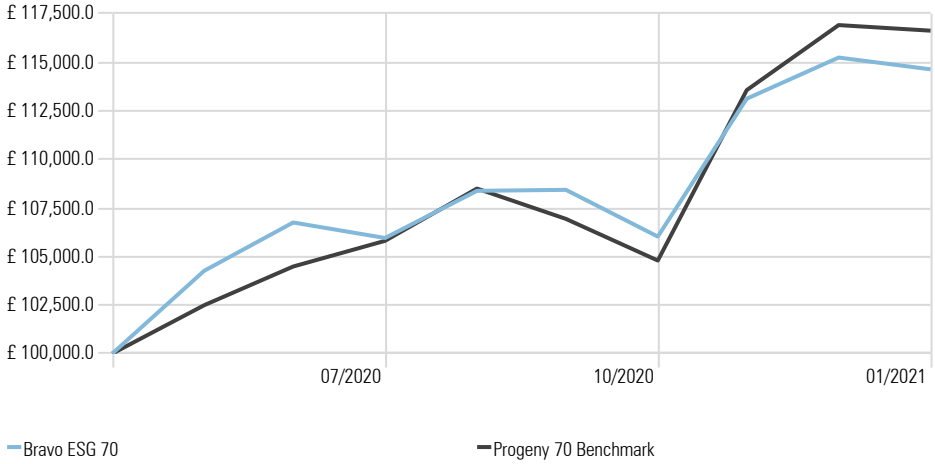

Calendar Year Returns

Calculation Benchmark: Progeny 70 Benchmark

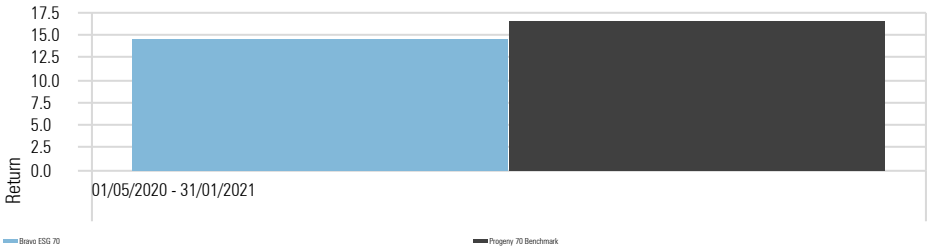

Bravo ESG 70 Performance Metrics	Portfolio	Bmark
Max Drawdown	-4.30	-4.49
Best Month %	6.69	8.37
Worst Month %	-2.22	-2.00
Best Quarter	6.28	9.33
Worst Quarter %	1.58	2.35

Bravo ESG 70 - Portfolio Information

Yield	0.71%
OCF	0.38%
Transaction Charge	0.08%
Investment Management Fee	0.20% + VAT
Rebalance	Quarterly
Benchmark	Progeny Benchmark 70*

*Constructed from MSCI and ICE BofA indices

Bravo ESG 70 - Asset Allocation

	%
Fixed Interest/ Bonds	30.0
UK Equity	15.8
International Equity	54.3
Total	**100.0**

Bravo ESG 70 - Equity Regional Exposure

Portfolio Date: 31/01/2021

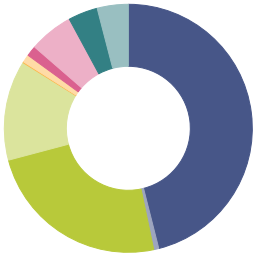

	%
North America	46.1
Latin America	0.7
United Kingdom	24.2
Europe dev	13.0
Europe emrg	0.1
Africa/Middle East	1.0
Australasia	1.4
Japan	5.7
Asia dev	3.8
Asia emrg	4.0
Total	**100.0**

Portfolio Comments

As the Bravo ESG portfolios are constructed using a combination of index-tracking and multifactor funds, the monthly portfolio movements are summarised below.

January saw further lockdowns in the UK and across the world as the cases of COVID-19 started to increase. We also saw market focus switching to the vaccine roll out, with countries with quicker vaccination programs being perceived to emerge from the pandemic first.

Joe Biden also took over as US President with markets responding positively towards further economic stimulus packages as well as executive orders which reinstated several international agreements.

All major equity markets were positive at the start of the month with the vaccine roll out giving confidence that the global economy will start opening by the middle of the year. The last few days of January saw a market wide sell-off following the Reddit movement to buy shares of companies which had been shorted. This resulted in large losses for hedge funds, which caused uncertainty in the market, which saw investors reducing their exposure to equities.

Emerging Market and Asian equities were the best two performing areas over the month up 3.77% and 2.96% respectively. The FTSE 100, S&P 500 and European markets were down 0.79%, 1.04% and 1.34% respectively. This was due to a continued increase in COVID cases in the regions, as well as being affected by the Reddit movement by a greater amount.

With the vaccine roll out and further stimulus, inflation expectations started to increase which saw fixed interest prices fall in January. UK Gilts and US treasuries were down around 1.5% with corporate bond markets also falling by around 1%.

Composite Benchmark Disclaimer

Source: MSCI. The MSCI information may only be used for your internal use, may not be reproduced or redisseminated in any form and may not be used as a basis for or a component of any financial instruments or products or indices. None of the MSCI information is intended to constitute investment advice or a recommendation to make (or refrain from making) any kind of investment decision and may not be relied on as such. Historical data and analysis should not be taken as an indication or guarantee of any future performance analysis, forecast or prediction. The MSCI information is provided on an "as is" basis and the user of this information assumes the entire risk of any use made of this information. MSCI, each of its affiliates and each other person involved in or related to compiling, computing or creating any MSCI information (collectively, the "MSCI Parties") expressly disclaims all warranties (including, without limitation, any warranties of originality, accuracy, completeness, timeliness, non-infringement, merchantability and fitness for a particular purpose) with respect to this information. Without limiting any of the foregoing, in no event shall any MSCI Party have any liability for any direct, indirect, special, incidental, punitive, consequential (including, without limitation, lost profits) or any other damages.

Bravo ESG 70 - Equity Sectors (Morningstar)

Portfolio Date: 31/01/2021

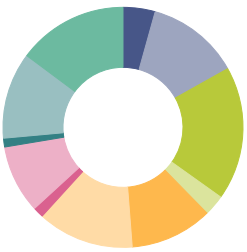

	%
Basic Materials	4.3
Consumer Cyclical	12.5
Financial Services	18.0
Real Estate	2.8
Consumer Defensive	11.1
Healthcare	13.0
Utilities	1.4
Communication Services	9.2
Energy	1.2
Industrials	11.6
Technology	14.8
Total	**100.0**

Bravo ESG 70 - Holdings

Holdings	Equity Style Box	Portfolio Weighting %
Amundi IS Amundi MSCI Wld SRI IG C		25.37
UBS ETF MSCI UK IMI SRI GBP A dis		15.75
Dimensional Glbl Sustnby Fxd Inc GBP Acc		15.74
Schroder ISF QEP Global ESG C Acc GBP		10.15
AXA Rosenberg Global Z		10.15
Dimensional £ Infl Lnkd IntermDur F/I		6.00
Dimensional Glbl Sust Cor Eq GBP Inc		5.08
L&G All Stocks Gilt Index C Acc		4.43
UBS ETF Sust Devpmt Bk Bds H GBP A-dis		3.83
iShares MSCI EM SRI ETF USD Acc		3.50

Morningstar Style Box - Bravo ESG 70

Portfolio Date: 31/01/2021

Morningstar Equity Style Box™

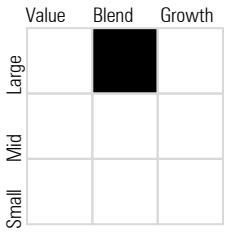

Market Cap	%
Market Cap Giant %	36.8
Market Cap Large %	34.4
Market Cap Mid %	25.9
Market Cap Small %	2.6
Market Cap Micro %	0.2

Source ICE Data Indices, LLC is used with permission. ICE® is a registered trade mark of ICE Data Indices, LLC or its affiliates and BofA® is a registered trademark of Bank of America Corporation licensed by Bank of America Corporation and its affiliates and may not be used without BofA's prior written approval. The index data referenced herein is the property of ICE Data Indices, LLC, its affiliates ("ICE Data")and/or its third party suppliers and along with the ICE BofA trademarks, has been licensed for use by Progeny. ICE Data and its Third Party Suppliers accept no liability in connection with the use of such index data or marks. See prospectus for a full copy of the Disclaimer.

The information contained within this document is subject to the UK regulatory regime and is therefore primarily targeted at consumers based in the UK. The value of investments and income from them is not guaranteed, can fall, and you may get back less than you invested. Your capital is therefore always at risk. Past performance is not a guide to future performance. If you invest in currencies other than your own, fluctuations in currency value will mean that the value of your investment will move independently of the underlying asset. Any specific investments mentioned are for illustrative purposes only and this is not intended as investment advice. If you are unsure as to the suitability of any investment or service, please contact a professional adviser or Progeny Asset Management to discuss. The data in the performance metrics table is based on historical performance and is not indicative of future performance which could be better or worse than what is shown. The data contained in this profile is based on portfolio simulation and does not represent the actual portfolio. It is intended to provide an indication of the magnitude and direction of historic returns from a hypothetical portfolio made up of asset class market indices held in comparable proportions to those within the Bravo ESG 70 portfolio.

Progeny is a trading style of Progeny Asset Management Limited and is used by various companies within the Progeny group of companies. Progeny Asset Management Limited is a limited company registered in England and Wales with number 09415365. The company's registered address is 1A Tower Square, Leeds, LS1 4DL. Progeny Asset Management Limited is authorised and regulated by the Financial Conduct Authority (No. 740528).

Leeds
1A Tower Square, Leeds, LS1 4DL
Tel: +44 113 467 1596

London
Egyptian House, 170-173 Piccadilly, London, W1J 9EJ
Tel: +44 20 3284 5071