

### Risk Profile Description

The portfolio aims to have 70% exposure to equity and property assets and 30% exposure to Fixed Interest securities. Over the medium to longer term, the 70% exposure to risks and expected rewards of equity ownership should help to deliver moderate, inflation-plus returns. The equity exposure is invested in both UK and overseas equities in both developed and emerging markets. The equity risk is balanced by a 30% allocation to high quality bonds and investment grade bonds.

Bravo ESG is a range of evidence-based, total-return portfolios designed using a systematic discipline, with Environmental, Social and Governance (ESG) front and centre of the investment process.

The portfolios are defined according to ESG criteria, so investors can see and understand clearly how they are constructed. In addition to understanding the key aims and objectives, we believe that investors in our ESG solutions should also know what is the composition of the portfolios. The Bravo range has undergone rigorous ESG screening with the fund and portfolio exclusions and objectives listed below:

Each fund in the portfolio excludes the following:

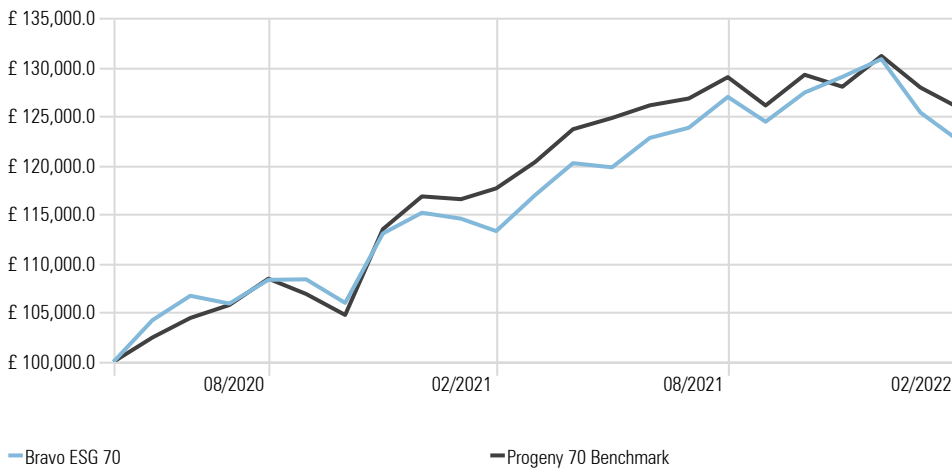
- Tobacco Producers
- Controversial Weapons
- Nuclear Weapons

The overall portfolio has the following characteristics:

- 50% less CO2 emissions than the MSCI ACWI World Index
- Revenue of no more than 5% from Alcohol sales, Gambling, Civilian Weapons, Nuclear Power and Thermal Coal

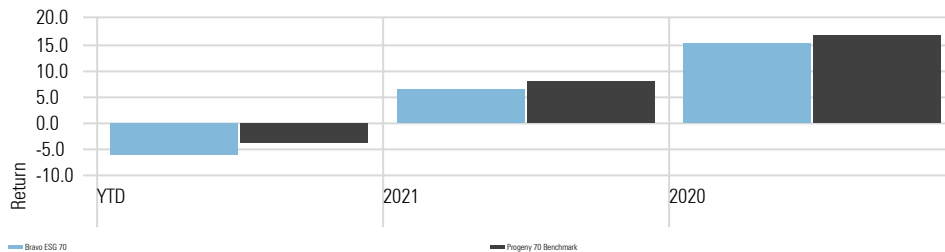
### Bravo ESG 70 returns of £100k invested

Time Period: 30/04/2020 to 28/02/2022



### Calendar Year Returns

Calculation Benchmark: Progeny 70 Benchmark



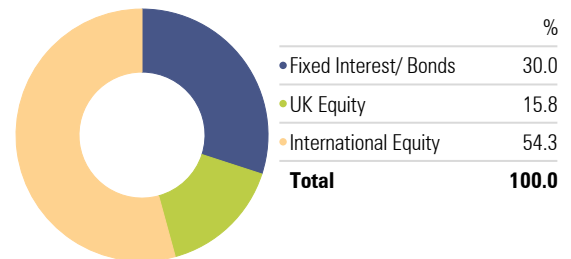
Bravo ESG 70 Performance Metrics	Portfolio	Bmark
Max Drawdown	-8.61	-6.08
Best Month %	6.69	8.37
Worst Month %	-4.17	-2.46
Best Quarter	6.28	9.33
Worst Quarter %	1.35	-0.01

### Bravo ESG 70 - Portfolio Information

Yield	0.65%
OCF	0.38%
Transaction Charge	0.08%
Investment Management Fee	0.20% + VAT
Rebalance	Quarterly
Benchmark	Progeny Benchmark 70*

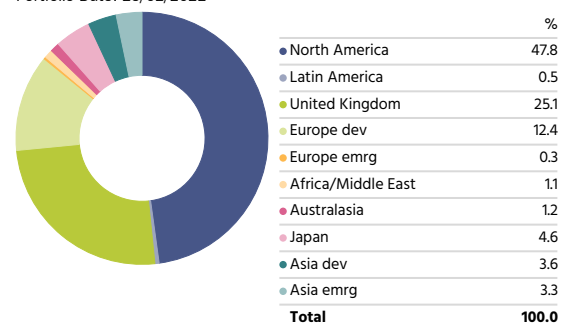
\*Constructed from MSCI and ICE BofA indices

### Asset Allocation - Bravo ESG 70



### Equity Regional Exposure - Bravo ESG 70

Portfolio Date: 28/02/2022



**Portfolio Comments**

The Russian invasion of the Ukraine has been the dominating event impacting markets through February and into March. We have seen intense media coverage of some of the tragic scenes from around the Ukraine and in reaction, Western powers have announced sanctions on Russian banks, Oligarchs and other wealthy individuals. The key economic action has been against the Russian central bank, effectively shutting Russia out of the global financial system which is unprecedented.

So, what does this mean for markets? Initially this has fuelled some short-term volatility. Starting with the economic impact, we have seen a rise in fuel prices due to the Russian invasion. The knock on effect of this is, will likely cause further inflationary pressure on the global economy.

Inflation and the cost-of-living crisis remains a key focus point for markets. In the UK for example, analysts expect a 50% increase in utility bills come springtime. In addition, the BoE expects inflation to remain above their target inflation rate of 2%. It should be noted however that this is a balancing act as the conflict in Ukraine could further slowdown economic growth. As a result, we expect the trajectory of interest rates in western markets to remain on an upwards trend.

Turning to growth assets, consumer discretionary equities have been hit the hardest in recent weeks and we have seen announcements from the likes of BP, who are no longer going to hold Russian assets going forward. On the flip side, this has been good news for the utilities sector as these are mostly unaffected by the cost-of-living crisis across the globe.

Looking at market factors – small cap performed the best whilst momentum stocks performed the worst.

Turning to defensive assets, as investors looked to de-risk over the period, bonds strengthened as a whole as UK 10-year gilt yields fell.

Looking to the ESG portfolios - ESG assets continued to struggle as growth stocks continued to sell off and global growth fears, a trend we've seen since the turn of the year. As oil prices surge due to the atrocities in the Ukraine energy stocks performed well, ESG portfolios have limited exposure to the sector.

In conclusion, whilst there is a lot of short-term uncertainty, the current situation hasn't changed our view on managing investments. Our focus remains on balancing risk and using defensive assets in an attempt to smooth out the client journey. Despite such events being distressing, we believe that it is unlikely to have any long-term impact on investors' returns

**Composite Benchmark Disclaimer**

Source: MSCI. The MSCI information may only be used for your internal use, may not be reproduced or disseminated in any form and may not be used as a basis for or a component of any financial instruments or products or indices. None of the MSCI information is intended to constitute investment advice or a recommendation to make (or refrain from making) any kind of investment decision and may not be relied on as such. Historical data and analysis should not be taken as an indication or guarantee of any future performance analysis, forecast or prediction. The MSCI information is provided on an "as is" basis and the user of this information assumes the entire risk of any use made of this information. MSCI, each of its affiliates and each other person involved in or related to compiling, computing or creating any MSCI information (collectively, the "MSCI Parties") expressly disclaims all warranties (including, without limitation, any warranties of originality, accuracy, completeness, timeliness, non-infringement, merchantability and fitness for a particular purpose) with respect to this information. Without limiting any of the foregoing, in no event shall any MSCI Party have any liability for any direct, indirect, special, incidental, punitive, consequential (including, without limitation, lost profits) or any other damages.

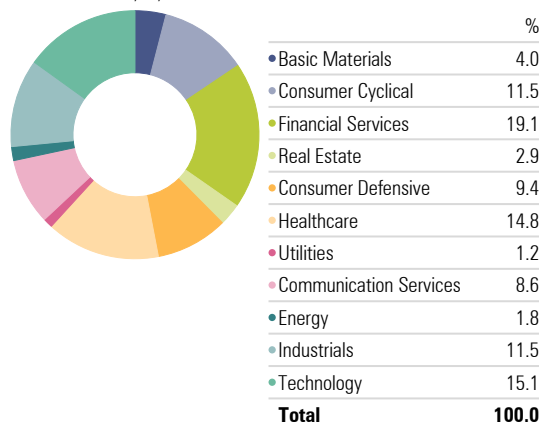
Source ICE Data Indices, LLC is used with permission. ICE® is a registered trade mark of ICE Data Indices, LLC or its affiliates and BofA® is a registered trademark of Bank of America Corporation licensed by Bank of America Corporation and its affiliates and may not be used without BofA's prior written approval. The index data referenced herein is the property of ICE Data Indices, LLC, its affiliates ("ICE Data") and/or its third party suppliers and along with the ICE BofA trademarks, has been licensed for use by Progeny. ICE Data and its Third Party Suppliers accept no liability in connection with the use of such index data or marks. See prospectus for a full copy of the Disclaimer.

The information contained within this document is subject to the UK regulatory regime and is therefore primarily targeted at consumers based in the UK. The value of investments and income from them is not guaranteed, can fall, and you may get back less than you invested. Your capital is therefore always at risk. Past performance is not a guide to future performance. If you invest in currencies other than your own, fluctuations in currency value will mean that the value of your investment will move independently of the underlying asset. Any specific investments mentioned are for illustrative purposes only and this is not intended as investment advice. If you are unsure as to the suitability of any investment or service, please contact a professional adviser or Progeny Asset Management to discuss. The data in the performance metrics table is based on historical performance and is not indicative of future performance which could be better or worse than what is shown. The data contained in this profile is based on portfolio simulation and does not represent the actual portfolio. It is intended to provide an indication of the magnitude and direction of historic returns from a hypothetical portfolio made up of asset class market indices held in comparable proportions to those within the Bravo ESG 70 portfolio.

Progeny is a trading style of Progeny Asset Management Limited and is used by various companies within the Progeny group of companies. Progeny Asset Management Limited is a limited company registered in England and Wales with number 09415365. The company's registered address is 1A Tower Square, Leeds, LS1 4DL. Progeny Asset Management Limited is authorised and regulated by the Financial Conduct Authority (No. 740528).

**Equity Sectors (Morningstar) - Bravo ESG 70**

Portfolio Date: 28/02/2022

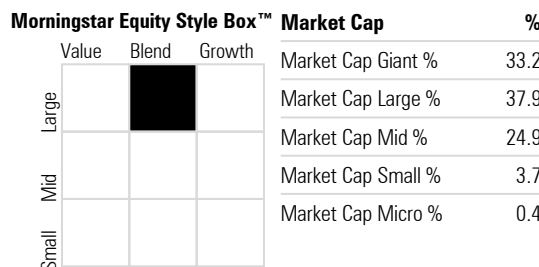


**Bravo ESG 70 - Holdings**

Holdings	Equity Style Box	Portfolio Weighting %
Amundi IS MSCI Wld SRI PAB IG C	■	25.37
UBS ETF MSCI UK IMI SRI GBP A dis	■	15.75
Dimensional Global Sstby Fxd Inc GBP Acc		15.74
Schroder ISF QEP Global ESG C Acc GBP	■	10.15
AXA Rosenberg Global Z	■	10.15
Dimensional £InflLnkdIntermDurFI GBP Acc		6.00
Dimensional Global Sust Cor Eq GBP Dist	■	5.08
L&G All Stocks Gilt Index C Acc		4.43
UBS(Lux)FS Sust Devpmt Bk Bds H GBP Adis		3.83
iShares MSCI EM SRI ETF USD Acc	■	3.50

**Morningstar Style Box - Bravo ESG 70**

Portfolio Date: 28/02/2022



**Leeds**  
 1A Tower Square, Leeds, LS1 4DL  
 Tel: +44 113 467 1596

**London**  
 Egyptian House, 170-173 Piccadilly, London, W1J 9EJ  
 Tel: +44 20 3284 5071