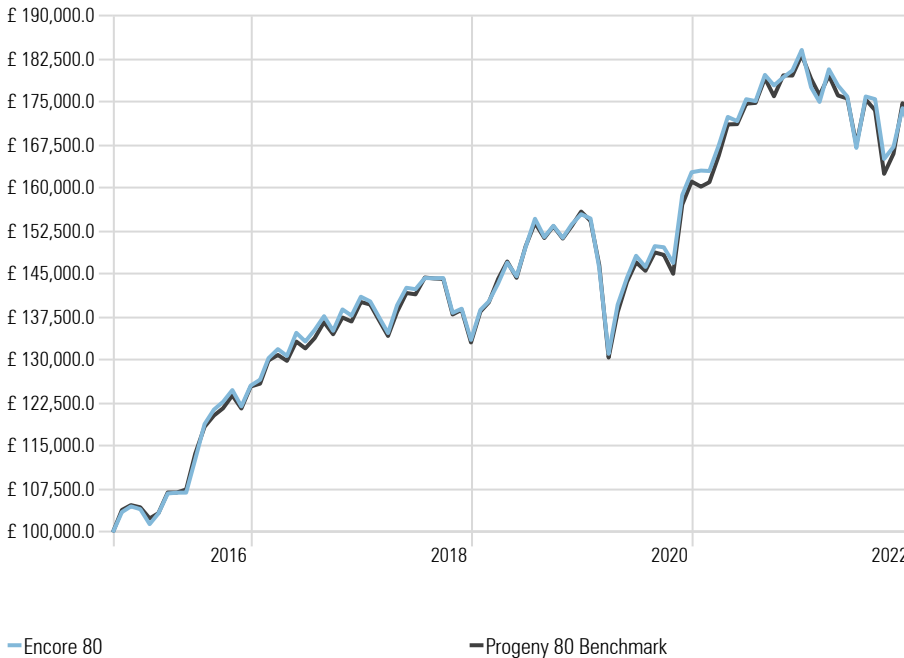


#### Risk Profile Description

This portfolio is likely to contain lower, medium and higher risk investments, including cash, government bonds, UK corporate bonds and other higher-income types of global bonds as well as UK commercial property. It will also be expected to contain some higher-risk investments such as shares, but held mainly in UK and other developed markets, and a small amount in other higher-risk investments such as shares in emerging markets.

#### Cumulative Encore 80 returns of £100k invested

Time Period: 01/10/2015 to 31/12/2022

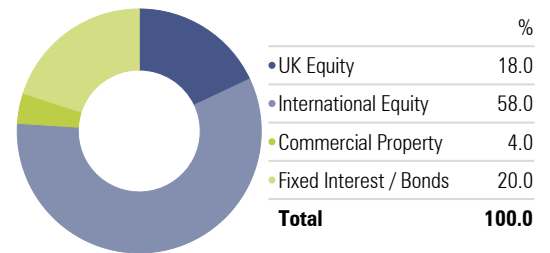


#### Encore 80 - Portfolio Information

Yield	2.09%
OCF	0.09%
Transaction Charge	0.01%
Investment Management Fee	0.10% + VAT
Rebalance	Quarterly
Benchmark	Progeny 80 Benchmark *

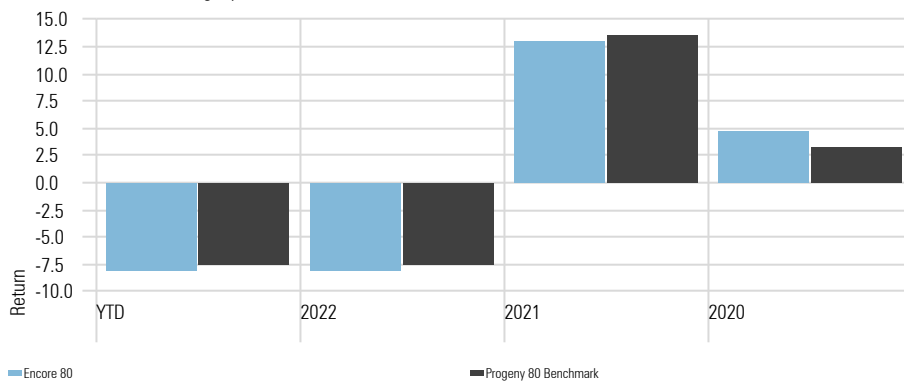
\*Constructed from MSCI and ICE BofA indices

#### Asset Allocation - Encore 80



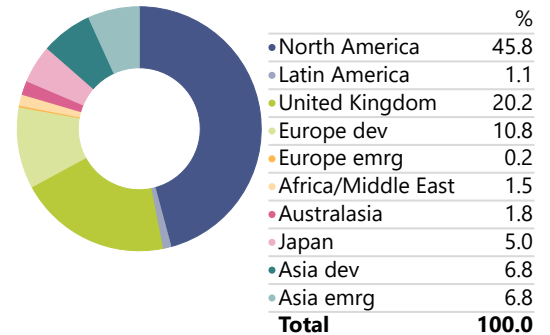
#### Calendar Year Returns

Calculation Benchmark: Progeny 80 Benchmark



#### Equity Regional Exposure - Encore 80

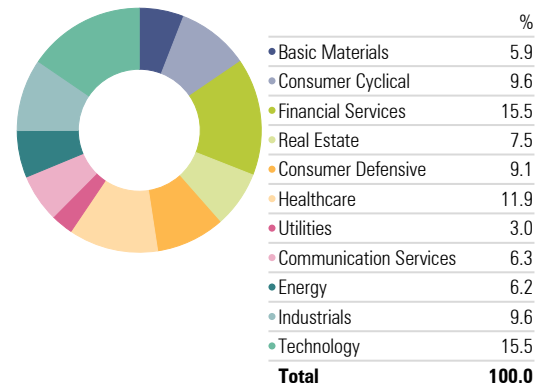
Portfolio Date: 31/12/2022



Encore 80 Performance Metrics	Portfolio	Bmark
Max Drawdown	-23.38	-24.16
Best Month %	8.06	8.31
Worst Month %	-10.23	-11.00
Best Quarter	13.04	12.73
Worst Quarter %	-15.66	-16.33

#### Equity Sectors (Morningstar) - Encore 80

Portfolio Date: 31/12/2022



## Portfolio Comments

It was a challenging year for markets and investors in 2022. The war in Ukraine, followed by an "interest rate shock" and then an "inflation shock" led to some big swings in major markets, with many key indices closing lower on the year.

What 2022 also signified was the end of the low inflation and low interest rate environment, which has existed post the Global Financial Crisis in 2008. Governments are now looking to adopt policies which helps domestic labour and create resilience ahead of further global economic uncertainty as we enter 2023.

It is important to acknowledge the major structural shifts we witnessed in such a short space of time in 2022 and how this wrongfooted the world's central banks, stock and bond markets alike and it was the unexpected speed of this rate tightening that followed which is part of the reason we saw such volatility over the past 12 months.

Inflation moderated from its peak in the US and UK at the end of the year, with an expectation it will reduce further in 2023. However, concerns remain that it will be more 'sticky' than anticipated which will hinder economic recovery.

Markets are relative efficient and it is difficult to argue that the market doesn't already know some economic fragility is around the corner. One indicator showing this is the US Treasury Yield curve. Every time since 1970 that 10-year yields have fallen below 2-year yields, a recession has followed, which is currently the position.

While the consumer is generally in substantially better health than previous recessions, consumer confidence is fairly weak, and with an expected hit to the housing market, this heightens the likelihood of a global recession in 2023.

Turning to growth assets, over the year, the main UK stock market outperformed its global peers and made a positive return. It was helped by its large exposure to defensive consumer staples and commodity producers and a low exposure to technology companies, which suffered amid worries over the economic slowdown and concerns over advertising, and consumer spending.

Looking at factor performance, over 2022 the factor that gave the best return was Value, with Growth and Quality the laggards over the past 12 months. ESG was impacted by the performance of certain factors this year, with large weightings to technology and software which have been re-rated over the year. The growth of ESG investing in recent years partly reflects the need to tackle existential systematic sustainability challenges including climate change and environmental damage. These challenges are certainly not going away in 2023 so ESG will continue to be an essential part of the investing universe.

Turning to defensive assets, there was a recovery in pricing over the last quarter of 2022, ending three straight quarters of declines. Whilst interest rates may well go further upwards into the first part of 2023, markets have already priced in a peak in the rate cycle this year.

2022 will go down as a tough year for financial markets. However, at times like these it is worth reminding investors of three market maxims. Firstly, when investing for the long-term it is the adage of 'time in the market, not market timing', which delivers robust compound returns. Secondly, markets are forward-looking while economies and economic datapoints are backward-looking in nature and finally the duration and magnitude of bull markets outweighs that of bear markets. However, whatever 2023 has to hold, volatility is likely to remain a constant for investors.

## Composite Benchmark Disclaimer

Source: MSCI. The MSCI information may only be used for your internal use, may not be reproduced or disseminated in any form and may not be used as a basis for or a component of any financial instruments or products or indices. None of the MSCI information is intended to constitute investment advice or a recommendation to make (or refrain from making) any kind of investment decision and may not be relied on as such. Historical data and analysis should not be taken as an indication or guarantee of any future performance analysis, forecast or prediction. The MSCI information is provided on an "as is" basis and the user of this information assumes the entire risk of any use made of this information. MSCI, each of its affiliates and each other person involved in or related to compiling, computing or creating any MSCI information (collectively, the "MSCI Parties") expressly disclaims all warranties (including, without limitation, any warranties of originality, accuracy, completeness, timeliness, non-infringement, merchantability and fitness for a particular purpose) with respect to this information. Without limiting any of the foregoing, in no event shall any MSCI Party have any liability for any direct, indirect, special, incidental, punitive, consequential (including, without limitation, lost profits) or any other damages.

Source ICE Data Indices, LLC is used with permission. ICE® is a registered trade mark of ICE Data Indices, LLC or its affiliates and BofA® is a registered trademark of Bank of America Corporation licensed by Bank of America Corporation and its affiliates and may not be used without BofA's prior written approval. The index data referenced herein is the property of ICE Data Indices, LLC, its affiliates ("ICE Data") and/or its third party suppliers and along with the ICE BofA trademarks, has been licensed for use by Progeny. ICE Data and its Third Party Suppliers accept no liability in connection with the use of such index data or marks. See prospectus for a full copy of the Disclaimer.

The information contained within this document is subject to the UK regulatory regime and is therefore primarily targeted at consumers based in the UK. The value of investments and income from them is not guaranteed, can fall, and you may get back less than you invested. Your capital is therefore always at risk. Past performance is not a guide to future performance. If you invest in currencies other than your own, fluctuations in currency value will mean that the value of your investment will move independently of the underlying asset. Any specific investments mentioned are for illustrative purposes only and this is not intended as investment advice. If you are unsure as to the suitability of any investment or service, please contact a professional adviser or Progeny Asset Management to discuss. The data in the performance metrics table is based on historical performance and is not indicative of future performance which could be better or worse than what is shown. Performance is calculated by reference to historic Dynamic Planner asset allocations and back tested using the current methodology using data from Morningstar.

Progeny is a trading style of Progeny Asset Management Limited and is used by various companies within the Progeny group of companies. Progeny Asset Management Limited is a limited company registered in England and Wales with number 09415365. The company's registered address is 1A Tower Square, Leeds, LS1 4DL. Progeny Asset Management Limited is authorised and regulated by the Financial Conduct Authority (No. 740528).

## Encore 80 - Holdings

Holdings	Equity Style Box	Portfolio Weighting %
Vanguard FTSE UK All Shr Idx Unit Tr£Acc		18.00
Vanguard U.S. Eq Idx £ Acc		16.67
HSBC American Index C Acc		16.66
Fidelity Index Emerging Markets P Acc		9.73
HSBC European Index Accumulation C		7.33
abrdn Global Corporate Bond Trckr N Acc		5.25
Vanguard Glb Bd Idx £ H Acc		5.25
iShares Envir&Lw Carb Tilt REIdx(UK)HAcc		4.00
Vanguard UK Infl-Lnkd Gilt Idx £ Acc		4.00
iShares Pacific ex Jpn Eq Idx (UK) H Acc		3.87
Fidelity Index Japan P Acc		3.74

## Morningstar Style Box - Encore 80

Portfolio Date: 31/12/2022

Morningstar Equity Style Box™			Market Cap	%
	Value	Blend	Growth	
Large			Market Cap Giant %	44.5
			Market Cap Large %	32.8
Mid			Market Cap Mid %	18.6
			Market Cap Small %	3.2
Small			Market Cap Micro %	0.8

Leeds  
1A Tower Square, Leeds, LS1 4DL  
Tel: +44 113 467 1596

London  
Egyptian House, 170-173 Piccadilly, London, W1J 9EJ  
Tel: +44 20 3284 5071