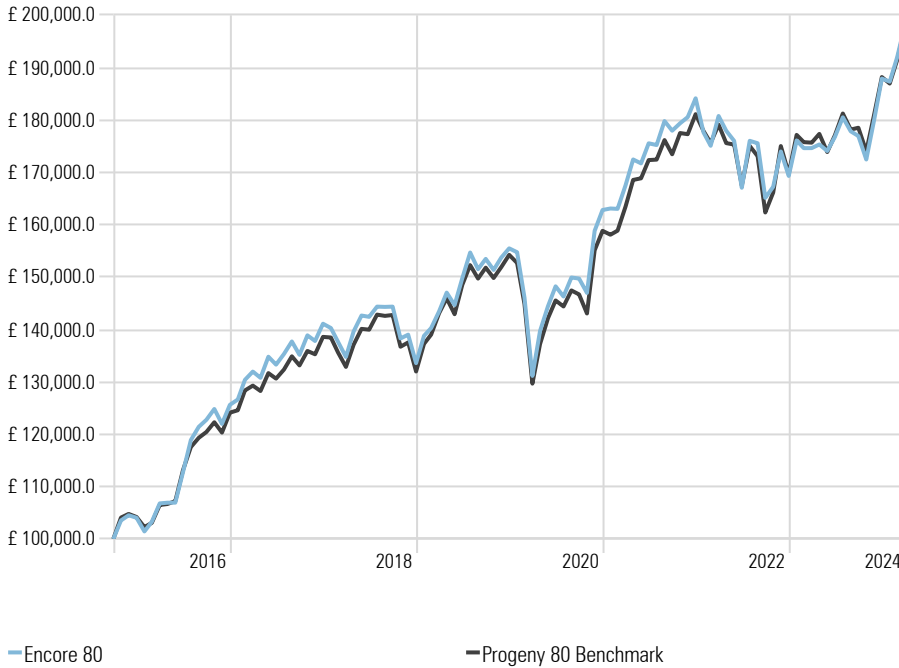


#### Risk Profile Description

This portfolio is likely to contain lower, medium and higher risk investments, including cash, government bonds, UK corporate bonds and other higher-income types of global bonds as well as UK commercial property. It will also be expected to contain some higher-risk investments such as shares, but held mainly in UK and other developed markets, and a small amount in other higher-risk investments such as shares in emerging markets.

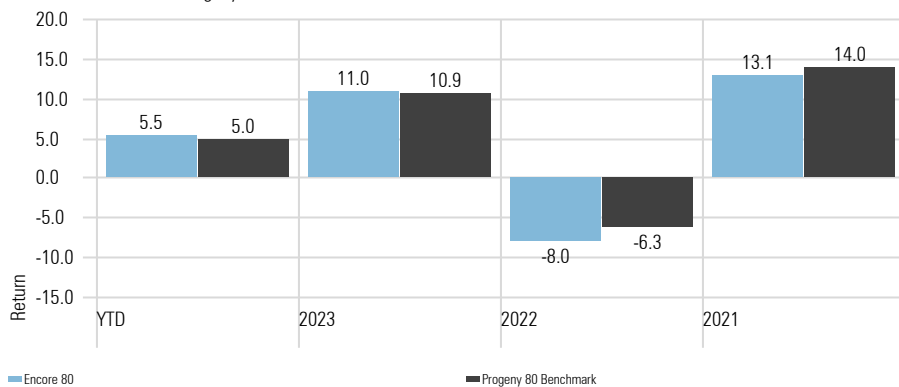
#### Cumulative Encore 80 returns of £100k invested

Time Period: 01/10/2015 to 31/03/2024



#### Calendar Year Returns

Calculation Benchmark: Progeny 80 Benchmark

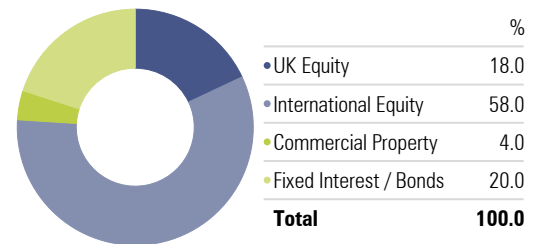


#### Encore 80 - Portfolio Information

Yield	2.08%
OCF	0.11%
Transaction Charge	0.03%
Investment Management Fee	0.10% + VAT
Rebalance	Quarterly
Benchmark	Progeny 80 Benchmark *

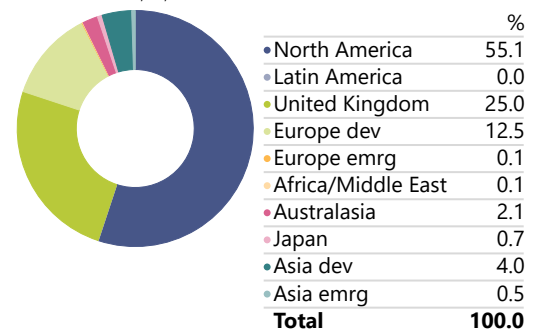
\*Constructed from MSCI and ICE BofA indices

#### Asset Allocation - Encore 80



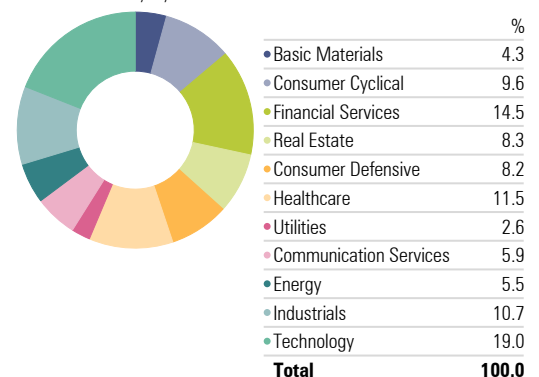
#### Equity Regional Exposure - Encore 80

Portfolio Date: 31/03/2024



#### Equity Sectors (Morningstar) - Encore 80

Portfolio Date: 31/03/2024



Encore 80 Performance Metrics	Portfolio	Bmark
Max Drawdown	-23.38	-24.15
Best Month %	8.06	8.43
Worst Month %	-10.23	-10.50
Best Quarter	13.04	12.24
Worst Quarter %	-15.66	-15.94

## Portfolio Comments

March signalled the end of the first quarter of 2024 and unlike the fourth quarter of last year, we saw growth and defensive assets move in opposite directions. Equity markets were lifted by economic data which suggests a hard landing to the global economy can be avoided. Bonds, however, were impacted by the Federal Reserve backtracking on the speed of interest rate cuts this year, following inflation remaining above the 2% target of major central banks.

Over the quarter, the US economy was supported by positive Purchasing Managers' Index (PMI) data. The PMI reading is seen as a leading indicator of economic activity, and the latest data sets meant the World's largest economy remains in expansionary territory, helping growth asset returns.

At the end of March, key central banks unveiled their final interest rate decisions for Q1. Given the inflation numbers so far this year, it was no surprise that the Federal Reserve (Fed), the European Central Bank (ECB), and the Bank of England (BoE), all held rates steady in this final meeting. However, for the first time in 17 years, Japan raised its interest rates to 0-0.1% from -0.1%, marking the end of its policy of negative interest rates, which has been in place since 2016 to stop deflation.

Turning to growth assets, equities had a positive start in Q1, driven largely by US stocks hitting historic highs. A significant portion of returns came from the "Magnificent Seven" technology stocks after they posted earnings growth of 56% during Q4 2023. These seven companies now represent a substantial weighting of the major US stock market, but their premium valuation is leading to some caution as we enter Q2.

In comparison to US growth assets, UK equities lagged most of their international peers rising only modestly over the quarter, given the poor performance of the UK economy and the bias to value stocks which have underperformed relative to growth stocks so far this year. However, UK equities have a large degree of pessimism baked into their valuations, but they are likely to benefit once interest rates start to decline.

Turning to factor performance, the Momentum, Growth and Quality factors were the stand-out performers over Q1. Momentum had the highest return, driven by the advancement in Artificial Intelligence (AI), whilst Quality performed well as stocks with robust cash generation and financial stability traded higher. In comparison, Value and Small-Cap were the relative underperformers over the quarter but posted positive returns given the 'Risk - On' view in Q1 and were the best performers through March.

Turning to defensive assets, both the 10-year US and UK Treasury yields increased over Q1 as financial markets started to push back the timing of interest rate cuts in major economies and were concerned on a resumption of a 'higher for longer' interest rate policy from central banks, particularly the Bank of England.

In summary, it was a good start to the year for growth asset investors, less so for defensive assets. Concerns continue about the concentration of where these large-cap growth gains are generated and their underlying valuations. Whilst the US economy's expansion and some broader signs of resilience in the global economy will help growth asset sentiment, maintaining a well-diversified portfolio is more important than ever and we maintain our view that a broad, balanced portfolio, including bonds is key to navigating the next quarter for financial markets.

### Composite Benchmark Disclaimer

Source: MSCI. The MSCI information may only be used for your internal use, may not be reproduced or disseminated in any form and may not be used as a basis for or a component of any financial instruments or products or indices. None of the MSCI information is intended to constitute investment advice or a recommendation to make (or refrain from making) any kind of investment decision and may not be relied on as such. Historical data and analysis should not be taken as an indication or guarantee of any future performance analysis, forecast or prediction. The MSCI information is provided on an "as is" basis and the user of this information assumes the entire risk of any use made of this information. MSCI, each of its affiliates and each other person involved in or related to compiling, computing or creating any MSCI information (collectively, the "MSCI Parties") expressly disclaims all warranties (including, without limitation, any warranties of originality, accuracy, completeness, timeliness, non-infringement, merchantability and fitness for a particular purpose) with respect to this information. Without limiting any of the foregoing, in no event shall any MSCI Party have any liability for any direct, indirect, special, incidental, punitive, consequential (including, without limitation, lost profits) or any other damages.

Source ICE Data Indices, LLC is used with permission. ICE® is a registered trade mark of ICE Data Indices, LLC or its affiliates and BofA® is a registered trademark of Bank of America Corporation licensed by Bank of America Corporation and its affiliates and may not be used without BofA's prior written approval. The index data referenced herein is the property of ICE Data Indices, LLC, its affiliates ("ICE Data") and/or its third party suppliers and along with the ICE BofA trademarks, has been licensed for use by Progeny. ICE Data and its Third Party Suppliers accept no liability in connection with the use of such index data or marks. See prospectus for a full copy of the Disclaimer.

The information contained within this document is subject to the UK regulatory regime and is therefore primarily targeted at consumers based in the UK. The value of investments and income from them is not guaranteed, can fall, and you may get back less than you invested. Your capital is therefore always at risk. Past performance is not a guide to future performance. If you invest in currencies other than your own, fluctuations in currency value will mean that the value of your investment will move independently of the underlying asset. Any specific investments mentioned are for illustrative purposes only and this is not intended as investment advice. If you are unsure as to the suitability of any investment or service, please contact a professional adviser or Progeny Asset Management to discuss. The data in the performance metrics table is based on historical performance and is not indicative of future performance which could be better or worse than what is shown. Performance is calculated by reference to historic Dynamic Planner asset allocations and back tested using the current methodology using data from Morningstar.

Progeny is a trading style of Progeny Asset Management Limited and is used by various companies within the Progeny group of companies. Progeny Asset Management Limited is a limited company registered in England and Wales with number 09415365. The company's registered address is 1A Tower Square, Leeds, LS1 4DL. Progeny Asset Management Limited is authorised and regulated by the Financial Conduct Authority (No. 740528).

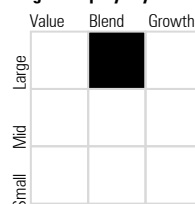
## Encore 80 - Holdings

Holdings	Equity Style Box	Portfolio Weighting %
Vanguard FTSE UKAIISHrdxUnitTrlnsPI£Acc		17.99
HSBC American Index C Acc		16.67
Vanguard U.S. Eq Idx Ins Pl £ Acc		16.67
Fidelity Index Emerging Markets P Acc		9.73
HSBC European Index Accumulation C		7.33
abrdn Global Corp Bd Scrnd Trckr N Acc		5.25
Vanguard Glb Bd Idx Ins Pl £ H Acc		5.25
L&G Global Real Estate Div Index C Acc		4.00
Vanguard UK Infl-Lnkld Gilt Idx £ Acc		4.00
iShares Pacific ex Jpn Eq Idx (UK) H Acc		3.87
Fidelity Index Japan P Acc		3.74
L&G All Stocks Gilt Index C Acc		2.95
L&G Sterling Corporate Bond Index I Acc		2.55

## Morningstar Style Box - Encore 80

Portfolio Date: 31/03/2024

### Morningstar Equity Style Box™



### Market Cap

	%
Market Cap Giant %	41.4
Market Cap Large %	32.6
Market Cap Mid %	20.7
Market Cap Small %	4.3
Market Cap Micro %	1.0

Leeds  
1A Tower Square, Leeds, LS1 4DL  
Tel: +44 113 467 1596

London  
16 Berkeley Street, London, W1J 8DZ  
Tel: +44 20 3823 6034